









UNDP Bangladesh							
Revised Annual Work Plan (1st Revised) 2022 Review Checklist							
"Strengthening Women's Ability for Productive New Opportunities (SWAPNO)"							
Award ID: 00081623		Project ID: 00090809		Title: SWAPNO			
Format and General Issues:				Yes	No	N/A	Comments
1	Submitted AWP is prepared in Standard Prescribed Format including AWP cover page			x			
2	Atlas codes correctly mentioned (Award ID, Project ID, and Project title, Donor, Account, Fund etc.)			x			
3	AWP Planning meeting conducted					x	
4	Minutes of the Appraisal/Review meeting attached					x	
5	Annual/Mid year Review Meeting conducted					x	
6	Annual HR, Procurement and Communications plans are prepared and attached with AWP					x	
7	Resources are available to support the AWP			x			
8	AWP is approved by the Implementing Partner, if applicable			x			
9	AWP is endorsed/agreed by the Project Board/Steering Committee, if applicable					x	
10	Signature of the Project Manager/NPD available in the AWP			x			
Results Related Issues:				Yes	No	N/A	
1	The AWP reflects overall priorities of the year			x			
2	The activities are clearly defined and approved by appropriate authority (indicate what exactly will be done, to the point with expected timelines by quarter)			x			
3	The activity lines spell out the geographic location wise intervention						
4	Possible areas of collaboration with other projects have been considered in project activities						
5	Outputs and activities are aligned to the UNDAF, CPD and project document (The listed activity/s can be directly attributed to the achievement of the expected country programme outputs)			x			
6	The activity/s implemented with CSOs, academic institutions, other quasi-Governmental institutions, and other UN agencies as implementing partners are reflected in the work plans						
7	A one page summary of intended/achievable results is attached						
8	The Outcome / Intermediate Outcomes and Outputs are correctly entered as per the language in the Results Framework						
9	M&E plan attached and adequately budgeted in the AWP					x	
10	Field monitoring plan attached (for field-based project only)					x	
11	Risk Log, Issue Log, monitoring Log updated in ATLAS and attached with AWP					x	
12	Gender Marker is attributed in ATLAS					x	
13	Lessons learned have been incorporated in the AWP, as per the last APR minutes					x	
14	Baseline, Target and Deliverables for 2020 are aligned to the Results Framework						
15	Baseline data for each indicator have been collected						
16	Annual target for each indicator has been set						
17	3 to 5 annual key results have been identified and attached						
18	The Targets and baselines are gender-disaggregated where a population group is being measured						
19	Articulation of results of the AWP has followed the SMART and RBM guidelines						
20	Assumptions and risks specific to each output and outcome is contextualised and clearly spelt out						
21	Knowledge Management has been planned and budgeted						
22	Generation and use of evidence – from monitoring, research and/or evaluation – has been considered						
23	The Budget comply with the spirit of Results Based Budgeting (RBB)						
Resources Related Issues:				Yes	No	N/A	
1	Total proposed budget for the AWP does not exceed approved total project budget			x			
2	The AWP budget is within the scope of the funds availability/commitment (available Cash+Commitment)			x			
3	Appropriate provisions are available according to the AWP Commissioning memo (Common cost, GMS, DPC, Communication, M&E etc.)			x			
4	Updated list of Equipment assets with the project/Programme showing UNDP assets					x	
5	The summary page reflects the resources			x			
Remarks/Comments (including justification for returning to Programme cluster):							
Submitted by the Project :				Reviewed By :			
DocuSigned by:  30AD9C3C86E34A0... Kajal Chatterjee 15-Jan-2022 National Project Manager Date:				DocuSigned by:  0564567292AA491... Kazi Nasreen Nahar Programme Associate 17-Jan-2022 Date:			
Cleared by Programme Cluster:		Cleared by Partnerships Cluster:		Cleared by Partnerships Cluster:			
DocuSigned by:  03E9A44C1B4D4E3... Prasenjit Chakma Assistant Resident Representative Date: 17-Jan-2022		DocuSigned by:  0B366308F05E4FA... Khondker Pervez Ahmed RM & Partnership Associate, Partnership Unit Date: 19-Jan-2022		DocuSigned by:  C2499D33D91941B... Sarder M Asaduzzaman ARR Partnership Unit Date: 19-Jan-2022			
Signed by DRR/RR:				Date: 19-Jan-2022			
DocuSigned by:  6D879D9AF3DC425...							


Clearance Certification**Project Document (AWP)
or
Project/Budget Revision**Empowered lives.
Resilient nations.**SHORT TITLE:** Strengthening Women's Ability for Productive New Opportunities (SWAPNO)**PROJECT NUMBER:** Award ID: 00081623 Project ID: 00090809**(I) SUBMITTING PROGRAMME MANAGER:** Prasenjit Chakma
Assistant Resident Representative, RIG Cluster, UNDP

I have checked, and hereby certify, the following:

1. Reasons and justification for this Revision are clearly indicated on the cover page.
2. All relevant parties are in agreement with the revision:
 - as is indicated in the justification, or
 - as per signature(s) obtained on the cover page, or
 - as per written agreement as has been referenced in relevant signature block.
3. An analysis of the budget increase/decrease (in case more than \$10,000) has been made and is attached.
4. The cover page and budget are according to standard format.

Signature:  DocuSigned by: Date: 17-Jan-2022**Prasenjit Chakma, Assistant Resident Representative, RIG Cluster, UNDP****(II) CLUSTER HEAD:**I have reviewed and hereby recommend approval of SWAPNO Project's 1st Revision of AWP-2022Signature:  DocuSigned by: Date: 17-Jan-2022**Prasenjit Chakma, Assistant Resident Representative, RIG Cluster, UNDP****(III) PROGRAMME MANAGEMENT AND PARTNERSHIP SUPPORT CLUSTER:**

CLEARANCE FROM DESK OFFICER:	CLEARANCE FROM ARR:
<p>[] I have verified the attached submission and confirm that this budget revision is in accordance with existing rules.</p> <p>[] Justification for return</p> <p>Name: Khondker Pervez Ahmed RM & Partnership Associate, Partnership Unit</p> <p>Signature:  DocuSigned by: Date: 19-Jan-2022</p>	<p>Recommendation for approval</p> <p>Name: Sarder M Asaduzzaman ARR, Partnership Unit</p> <p>Signature:  DocuSigned by: Date: 19-Jan-2022</p>

 DocuSigned by: 19-Jan-2022

Recommended/Approved by DRR**Approved by RR****Note:** Please return Approved AWP/Budget Revision to Partnership Unit who retains original and forwards copy to Programme Manager concerned for his/her file and submission to national and, if applicable, UN agencies.

United Nations Development Programme
Budget Revision- "T"



UNDAF Outcomes(s)/Indicators(s) (Link to UNDAF outcome. If no UNDAF leave blank)	Outcome 2.1: Economic growth is achieved in an inclusive manner, extending opportunities to the rural and urban poor and protecting the vulnerable from shocks
Expected Outcome(s)/Indicator(s): (CPAP outcomes linked to the MYFF goal and service line)	Outcome 2.1: Economic growth is achieved in a more inclusive manner, with economic opportunities reaching the rural and urban poor and the protection of vulnerable groups against shocks
Expected Output(s) /Annual Targets: (CPAP outputs linked to the above CPAP outcome)	Output 2.1.2: Poor families are less vulnerable to external shocks through greater access to financial and insurance services, social safety nets with clear graduation strategies
Implementing partner:	Local Government Division, MoLGRD&C
Responsible parties:	LGD and UNDP

Brief Description

Drawing on the experiences of REOPA and other innovative public works programmes aiming at permanently lifting extreme poor people out of poverty, SWAPNO will be a cash transfer project for women representing ultra-poor and vulnerable households. They will be engaged mainly in maintaining or rehabilitating important community assets but also in community service public works.

Women will within the employment tenure receive life skills and livelihoods skills training to ensure that the project serves purposes of both protection and promotion, making use of the transformative potential of social protection in reversing social exclusion and economic marginalization. Beneficiaries' graduation from the project to gainful future employment with diversified climate change resilient livelihoods options is the cornerstone of the project's graduation strategy. Women will be intensively counselled and supported to invest their cash transfer savings and expand the household asset base.

The project will also contribute to developing capacity of local government in managing social safety net projects and enhance good governance through pro-poor service delivery in support of livelihoods.

Programme Period: 8 years Programme Component: Economic growth and poverty reduction Project Title: Strengthening Women's Ability for Productive New Opportunities (SWAPNO) Award ID: 00081623 , Project ID: 00090809 Project Duration: 1 July 2014 to 30 June 2022 Management Arrangement: National Implementation	<p align="center">Summary of UNDP and Cost-Sharing inputs [as per attached budget]</p> <table border="1"> <thead> <tr> <th></th> <th>Previous Code "S"</th> <th>Revised Code "T"</th> <th>Increase/Decrease</th> </tr> </thead> <tbody> <tr> <td>TRAC</td> <td>4,500,000</td> <td>4,500,000</td> <td>-</td> </tr> <tr> <td>SDG-F</td> <td>1,500,000</td> <td>1,499,973</td> <td>(27)</td> </tr> <tr> <td>BSRM</td> <td>200,000</td> <td>198,707</td> <td>(1,293)</td> </tr> <tr> <td>Bank Asia</td> <td>70,715</td> <td>70,746</td> <td>31</td> </tr> <tr> <td>Marico Limited</td> <td>625,146</td> <td>625,301</td> <td>155</td> </tr> <tr> <td>SIDA</td> <td>3,500,230</td> <td>3,639,572</td> <td>139,342</td> </tr> <tr> <td>Asiatic Society</td> <td>7,576</td> <td>7,578</td> <td>2</td> </tr> <tr> <td>Government</td> <td>26,000,000</td> <td>26,000,000</td> <td>-</td> </tr> <tr> <td>Unfunded</td> <td>67,596,333</td> <td>67,458,123</td> <td>(138,210)</td> </tr> <tr> <td>Total</td> <td>104,000,000</td> <td>104,000,000</td> <td>-</td> </tr> </tbody> </table>		Previous Code "S"	Revised Code "T"	Increase/Decrease	TRAC	4,500,000	4,500,000	-	SDG-F	1,500,000	1,499,973	(27)	BSRM	200,000	198,707	(1,293)	Bank Asia	70,715	70,746	31	Marico Limited	625,146	625,301	155	SIDA	3,500,230	3,639,572	139,342	Asiatic Society	7,576	7,578	2	Government	26,000,000	26,000,000	-	Unfunded	67,596,333	67,458,123	(138,210)	Total	104,000,000	104,000,000	-
	Previous Code "S"	Revised Code "T"	Increase/Decrease																																										
TRAC	4,500,000	4,500,000	-																																										
SDG-F	1,500,000	1,499,973	(27)																																										
BSRM	200,000	198,707	(1,293)																																										
Bank Asia	70,715	70,746	31																																										
Marico Limited	625,146	625,301	155																																										
SIDA	3,500,230	3,639,572	139,342																																										
Asiatic Society	7,576	7,578	2																																										
Government	26,000,000	26,000,000	-																																										
Unfunded	67,596,333	67,458,123	(138,210)																																										
Total	104,000,000	104,000,000	-																																										

Justification for Budget Revision:

The 1st revision of AWP for 2022 has been proposed due to the reason stated below:

This revision is to budget rearrangement of USD 32,100 from Activity1 (IA-001981, UNDP) to Activity6 (IA-009522, BIDS) and the relevant GMS accordingly. The budget reduction from Activity1 will not affect any programme implementation. This is due to delay of starting survey by BIDS and was not able to submit the advance liquidation along with new request within due time. So, the budget amount will be deferred from 2021 to 2022. This revision will not change the total AWP-2022.

Agreed by: (National Project Director):

Habibur Rahman

Date: 11/01/2022

Habibur Rahman
National Project Director
SWAPNO Project

Agreed by (UNDP):

Local Government Division
Ministry of Local Government, Rural Development and Co. Operative

Date: _____

Revised Annual Work Plan (RAWP) for 2022



Atlas Project ID: 00081623	
Atlas Output ID: 00090809	
Project/Programme Title:	Strengthening Women's Ability for Productive New Opportunities (SWAPNO)
UNDAF Outcome:	Increase opportunities, especially for women and disadvantaged groups to contribute to and benefit from economic progress.
Applicable Output(s) from the UNDP Strategic Plan:	1.1.2 Marginalized groups, particularly the poor, women, people with disabilities and displaced are empowered to gain universal access to basic services and financial and non-financial assets to build productive capacities and benefit from sustainable livelihoods and jobs
CPD Outcome:	1. Increase opportunities, especially for women and disadvantaged groups to contribute to and benefit from economic progress
CPD Output(s):	Output 1.1: Government has the knowledge and skill to better target remaining pockets of poverty and expand opportunities for women to contribute to and benefit from economic progress.

EXPECTED OUTPUTS	PLANNED ACTIVITIES	Timeframe				Activity	Responsible Party	Fund Code	Donor	Budget Code	Planned Budget Budget Description	Amount (USD)
		Q1	Q2	Q3	Q4							
Atlas Activity # 1: Core beneficiary households are able to protect their food security and livelihoods post-project. Baseline : Number of rural extreme poor women employed: 8,964 women Indicators: # of women selected/employed as core beneficiaries Targets: - 3,564 women selected and employed as core beneficiaries -- 4,404 women are sustainable with different GAs Related CP outcome: Outcome 2.1: Economic growth is achieved in a more inclusive manner, with economic opportunities reaching the rural and urban poor and the protection of vulnerable groups against shocks	1. Activity Result:											
	1.1 Beneficiaries linked with Financial Institute especially with MFI	X				Activity1	001981	30000	00555	75700	Training, Workshops and Confer	10,000.00
	1.2 Beneficiaries are familiar with using Smart phones for digital marketing	X				Activity1	001981	30000	00555	75700	Training, Workshops and Confer	3,000.00
	1.3 Followup of savings habit through ROSCA	X	X			Activity1	001981	30000	00555	71600	Travel	3,000.00
	1.4 Follow up small business of beneficiaries	X	X			Activity1	001981	30000	00555	71600	Travel	3,000.00
	1.5 Orient women on the Account's use and purpose and demonstrate how to use them for mobile money management	X				Activity1	001981	30000	00555	75700	Training, Workshops and Confer	10,000.00
	1.6. Develop linkage with forward market actors	X	X			Activity1	001981	30000	00555	75700	Training, Workshops and Confer	10,000.00
	1.7. Consult local business chambers, women group mobilisation, market leaders and local government institutions (LGIs)	X	X			Activity1	001981	30000	00555	71600	Travel	3,000.00
	1.8 Follow up and business development support to the enterprises	X	X			Activity1	001981	30000	00555	72100	Contractual Services-Companies	50,000.00
	1.9 Strategy Development and Market Assessment for the Enterprises business development	X	X			Activity1	001981	30000	00555	72100	Contractual Services-Companies	10,000.00
	1.10 600 Women are trained and employed in Leather Industries	X	X			Activity1	001981	30000	00555	72100	Contractual Services-Companies	79,400.00
	1.11 Psychosocial Counseling to the productive age group women for formal sector employment	X	X			Activity1	001981	30000	00555	71600	Travel	1,000.00
	1.12 Monitoring to ensure decent work environment and job security	X	X			Activity1	001981	30000	00555	75700	Training, Workshops and Confer	10,000.00
	1.13 Provide support services and promote women in workplace environment	X	X			Activity1	001981	30000	00555	71600	Travel	5,000.00
	1.14 Local Consultant for Research & Communications	X	X			Activity1	001981	30000	00555	75700	Training, Workshops and Confer	10,000.00
	1.15 Individual Service Contract for Activity: -Enterprise Development & Employment -Regional Coordination -District Management (Excluding FMA)	X	X			Activity1	001981	30000	00555	71300	Local consultant	6,296.00
1.16 General Management Services	X	X			Activity1	001981	30000	00555	71400	Contractual Services - Individ	65,500.00	
					Activity1	001981	30000	00555	72400	Communic & Audio Visual Equip	1,000.00	
					Activity1	001981	30000	00555	75100	Facilities & Administration	23,296.00	

EXPECTED OUTPUTS	PLANNED ACTIVITIES	Timeframe				Activity	Responsible Party	Fund Code	Planned Budget			
		Q1	Q2	Q3	Q4				Donor	Budget Code	Budget Description	Amount (USD)
Total of Atlas Activity 1											314,492.00	
Atlas Activity # 2: Core beneficiaries and their dependents have improved their human capital in terms of nutrition, health, education and voice. Baseline : Decision making: 76% (2015) Indicators: % of beneficiary women having a say in household decision making Target : 90% (2019) Related CP outcome 1.1 As above	2. Activity Result											
	2.1 Follow up Family Nutrition of Women Beneficiaries	x	x			Activity2	001981	30000	00555	71600	Travel	3,000.00
	2.2 Follow up with Community Health Clinic to available health service	x	x			Activity2	001981	30000	00555	75700	Training, Workshops and Confer	10,000.00
	2.2 Celebration of International Days relating to Project goals	x	x			Activity2	001981	30000	00555	75700	Training, Workshops and Confer	10,000.00
	2.3 General Management Services	x	x			Activity2	001981	30000	00555	75100	Facilities & Administration	1,840.00
Total of Atlas Activity 2											24,840.00	
Atlas Activity # 3: Beneficiary household have access to public services essential for their livelihood activities and family wellbeing. Baseline : Savings 3%, Loan 5% (2015) Indicators: # % of beneficiary household having access to financial services # of reported cases of beneficiary women being victims of violence and/or sexual oppression Targets: 8,028 women have access to saving facilities Related CP outcome: Outcome 1.1 above	3. Activity Result											
	3.1 Facilitate and motivate UPs to address VAW: -Awareness Materials on VAW; - Training to UPSC on VAW	x				Activity3	001981	30000	00555	74200	Audio Visual&Print Prod Costs	2,500.00
		x				Activity3	001981	30000	00555	75700	Training, Workshops and Confer	10,000.00
	3.2 Establish a hotline for redressing grievance	x	x			Activity3	001981	30000	00555	72400	Communic & Audio Visual Equip	5,000.00
	3.3 Promote customised microinsurance products to SWAPNO II women for managing risks to sustainable livelihoods	x	x			Activity3	001981	30000	00555	72100	Contractual Services-Companies	5,000.00
	3.4 Local Consultant for Social & Gender Development	x	x			Activity3	001981	30000	00555	71300	Local consultant	23,800.00
	3.5 Counselling and disseminate message to SWAPNO women and communities on GBV	x	x			Activity3	001981	30000	00555	75700	Training, Workshops and Confer	-
	3.6 General Management Services	x	x			Activity3	001981	30000	00555	75100	Facilities & Administration	3,704.00
Total of Atlas Activity 3											50,004.00	
Atlas Activity # 4: Public assets promoting local economic regeneration, improving social conditions and enhancing environmental conditions are maintained and developed for the benefit of the poor of the participating rural communities. Baseline : 3.1 million people (2017) Indicators: # of local communities benefiting from at least one public works scheme # of km of roads maintained. satisfying Operational Manual quality monitoring	4. Activity Result											
	4.1. Engage UP to Pilot Climate Resilient and Women Friendly Market structure	x	x			Activity4	001981	30000	00555	72100	Contractual Services-Companies	10,000.00
	4.2 Meeting with community people to maintenance of Public assets		x			Activity4	001981	30000	00555	75700	Training, Workshops and Confer	-

EXPECTED OUTPUTS	PLANNED ACTIVITIES	Timeframe				Activity	Responsible Party	Fund Code	Planned Budget			
		Q1	Q2	Q3	Q4				Donor	Budget Code	Budget Description	Amount (USD)
criteria # of workers in project public works schemes # of work days provided in labour intensive public works schemes Targets: - 99 UPs selecting priority public assets through community consultations and beginning to maintain/create/rehabilitate them - 3,564 workers in public asset schemes - 410,688 work days created in public works schemes Related CP outcome: Outcome 1.1 above	4.3 Individual Service Contract for Activity: -Financial Monitoring											
		x	x			Activity4	001981	30000	00555	71400	Contractual Services - Individ	22,500.00
		x	x			Activity4	001981	30000	00555	72400	Communic & Audio Visual Equip	450.00
	4.4 General management Services	x	x			Activity4	001981	30000	00555	75100	Facilities & Administration	2,636.00
Total of Atlas Activity 4											35,586.00	
Atlas Activity # 5: Local communities have better capacity to withstand natural disasters and recover after disasters. Baseline : 200 scheme (2017) Targets: Related CP outcome: Outcome 2.1 above	5. Activity Result											
	5.1 Refreshers training of DMC at UP/Upazila level	x	x			Activity5	001981	30000	00555	75700	Training, Workshops and Confer	-
	5.2 Conduct quarterly meetings to devise & implement action plans for developing disaster resilience communities	x	x			Activity5	001981	30000	00555	72100	Contractual Services-Companies	10,000.00
	5.3 Demonstration plot development of hydroponics farming in flood prone and water logged areas			x		Activity5	001981	30000	00555	72100	Contractual Services-Companies	-
	5.4 Post followup of plinth raised those households for vulnerable women beneficiaries					Activity5	001981	30000	00555	71600	Travel	3,000.00
	5.5 National Consultant for Disaster Risk Reduction	x	x			Activity5	001981	30000	00555	71300	Local consultant	15,350.00
	5.6 General management Services	x	x			Activity5	001981	30000	00555	75100	Facilities & Administration	2,268.00
Total of Atlas Activity 5											30,618.00	
Atlas Activity # 6: Local government has capacity to implement social transfer projects with accountability, transparency, gender sensitivity and pro-poor approach. Baseline : 223 Union Parishad (2017) Indicators: # of participatory meetings and exercises organized by local government institutions # of local government representatives/officials trained Targets: - End-line survey of 2nd cycle - Monitoring and follow-up of 1000 women of 28 UPs	6. Activity Result											
	6.1 End Line Survey : 1 Firm for conducting survey on of 3,564 women	x				Activity6	009522	30000	00555	72100	Contractual Services-Companies	46,700.00
		x				Activity6	001981	30000	00555	74200	Audio Visual&Print Prod Costs	2,500.00
	6.2 Advocacy and lobbying to mobilize unfunded resource for SWAPNO : - National Consultant for 6 months -Regular Meeting with potential donors	x	x			Activity6	001981	04000	00012	71300	Local consultant	10,000.00
		x	x			Activity6	001981	04000	00012	75700	Training, Workshops and Confer	3,380.00
	6.3 rapid study on the women financial inclusion for poverty gratuation	x				Activity6	001981	30000	00555	72100	Contractual Services-Companies	-
		x				Activity6	001981	30000	00555	74200	Audio Visual&Print Prod Costs	1,000.00
	6.4 Organize joint ministry monitoring visit and capture (LGD, MOCAW, Planning) best practice and assessment of SWAPNO	x				Activity6	001981	30000	00555	72100	Contractual Services-Companies	10,000.00
	6.5 Organize peer learning from best practice	x	x			Activity6	001981	30000	00555	72100	Contractual Services-Companies	10,000.00

EXPECTED OUTPUTS	PLANNED ACTIVITIES	Timeframe				Activity	Responsible Party	Fund Code	Planned Budget			
		Q1	Q2	Q3	Q4				Donor	Budget Code	Budget Description	Amount (USD)
- Need assessment of beneficiaries of 28 UPs for financial service - Socio-economic profile monitoring and assessment of 8,028 women Related CP outcome: Outcome 1.1 above	6.6 Capture imperial evidence on SWAPNO through M&E system and action research		x			Activity6	001981	30000	00555	72100	Contractual Services-Companies	20,000.00
	6.8 Advocate for endorsing and scaling-up SWAPNO model nationally through workshop and appropriate means:		x			Activity6	001981	30000	00555	74200	Audio Visual&Print Prod Costs	10,000.00
	- Video on SWAPNO Enterprise Model;	x				Activity6	001981	30000	00555	72500	Supplies	2,500.00
	- Video on Electronic Media;	x				Activity6	001981	30000	00555	71200	International Consultants	10,000.00
	- Int'l Consultant for Publication & Documentation;		x			Activity6	001981	30000	00555	75700	Training, Workshops and Confer	50,000.00
	- National workshop on Endline evaluation	x	x			Activity6	001981	30000	00555	71600	Travel	1,000.00
	6.9 Activity Monitoring and Reporting:		x			Activity6	001981	30000	00555	72100	Contractual Services-Companies	10,000.00
	-Random field visit;		x			Activity6	001981	30000	00555	73400	Rental & Maint of Other Equip	1,000.00
	- Inter-ministrial monitoring and reporting		x			Activity6	001981	30000	00555	71400	Contractual Services - Individ	25,800.00
	6.10 Individual Service Contract for Activity:	x	x			Activity6	001981	30000	00555	71500	UN Volunteer	4,900.00
	-MnE	x	x			Activity6	001981	30000	00555	72400	Communic & Audio Visual Equip	300.00
	-MIS	x	x			Activity6	001981	30000	00555	75100	Facilities & Administration	3,736.00
	-UN Volunteers for IT Support	x	x			Activity6	001981	30000	00555	75100	Facilities & Administration	12,720.00
6.11 General management Services	x	x			Activity6	9522	30000	00555	75100	Facilities & Administration	3,736.00	
6.11 General management Services	x	x			Activity6	001981	30000	00555	75100	Facilities & Administration	12,720.00	
Total of Atlas Activity 6											235,536.00	
Atlas Activity # 7:	7. Activity Result											
Human Resources and Administration	7.1 Project Staff Salary ;	x	x			Activity7	001981	04000	00012	71400	Contractual Services - Individ	42,000.00
	- 4 Nos. SC Staff for 6 months	x	x			Activity7	001981	30000	00555	71400	Contractual Services - Individ	31,500.00
		x	x			Activity7	001981	04000	00012	72400	Communic & Audio Visual Equip	170.00
		x	x			Activity7	001981	30000	00555	72400	Communic & Audio Visual Equip	500.00
	7.2 Operation & Administrative Expenses :	x	x			Activity7	001981	04000	00012	73100	Rental & Maintenance-Premises	3,500.00
	Action :	x	x			Activity7	001981	04000	00012	72300	Material & Goods	2,000.00
	- 2 Nos. Messegner Service for 6 Months	x	x			Activity7	008059	04000	00012	72300	Material & Goods	250.00
	- 13 Nos. E-mail service for 6 months	x	x			Activity7	001981	04000	00012	72400	E-mail Subscription Fee	2,250.00
	- 2 Nos. vehicle are in operation	x	x			Activity7	008059	04000	00012	72400	Communic & Audio Visual Equip	1,750.00
	- Procurement of office supplies for PMU	x	x			Activity7	001981	30000	00012	72400	Communic & Audio Visual Equip	2,200.00
	- Travel by Govt. stakeholders					Activity7	001981	04000	00012	72800	Information Technology Equipmt	500.00
	- PSC, PIC & other review meeting on SWAPNO	x	x			Activity7	001981	04000	00012	73400	Rental & Maint of Other Equip	1,500.00
	- Sundry for operation & admin purpse	x	x			Activity7	008059	04000	00012	73400	Rental & Maint of Other Equip	1,750.00
		x	x			Activity7	008059	04000	00012	73100	Rental & Maintenance-Premises	7,500.00
		x	x			Activity7	008059	04000	00012	74200	Audio Visual&Print Prod Costs	500.00
		x	x			Activity7	008059	04000	00012	72500	Supplies	1,500.00
		x	x			Activity7	001981	04000	00012	72500	Supplies	500.00
		x	x			Activity7	008059	04000	00012	71600	Travel	1,000.00
		x	x			Activity7	008059	04000	00012	75700	Training, Workshops and Confer	1,500.00
		x	x			Activity7	001981	04000	00012	74500	Miscellaneous Expenses	500.00
	x	x			Activity7	008059	04000	00012	74500	Miscellaneous Expenses	1,500.00	

EXPECTED OUTPUTS	PLANNED ACTIVITIES	Timeframe				Activity	Responsible Party	Fund Code	Planned Budget			
		Q1	Q2	Q3	Q4				Donor	Budget Code	Budget Description	Amount (USD)
	7.3 Contribution to Common Services :	x	x			Activity7	001981	04000	00012	73100	CO Common Service-Premises	250.00
		x	x			Activity7	001981	04000	00012	74300	CO Common Security	2,500.00
		x	x			Activity7	001981	04000	00012	63100	Contribution-Dispensary	2,500.00
			x			Activity7	001981	04000	00012	74100	Professional Services (Audit Fee)	1,000.00
	7.4 Direct Project Cost : Action : 6.5% on total budget excluding GMS	x	x			Activity7	001981	30000	00555	64300	Staff Mgmt Costs - IP Staff	12,175.00
		x	x			Activity7	001981	30000	00555	74500	Miscellaneous Expenses	44,440.00
	7.5 General management Services	x	x			Activity7	001981	30000	00555	75100	Facilities & Administration	7,089.00
Total of Atlas Activity 7											174,324.00	
Total 2022 Project Budget											865,400.00	

Output-1	:	314,492.00
Output-2	:	24,840.00
Output-3	:	50,004.00
Output-4	:	35,586.00
Output-5	:	30,618.00
Output-6	:	235,536.00
Output-7	:	174,324.00
Total:	:	865,400.00
Total Budget by Fund & Donors	DONORS:	
	CORE/TRAC FUND	: 92,000.00
	SIDA	: 773,400.00
	Total Programmable Budget	: 865,400.00
Total by Implementing Agency	Implementing Agency:	
	UNDP DCOS :	: 797,714.00
	LoA-BIDS	: 50,436.00
	NIM :	: 17,250.00
	Total Project Budget:	: 865,400.00

Signature on behalf of Implementing Partner:

DocuSigned by:


 30AD9C3C86E34A0...
 Kajal Chatterjee 11-Jan-2022
 National Project Manager
 SWAPNO Project
 UNDP, Bangladesh


 11/01/2022
 Habibur Rahman
 Joint Secretary, LGD
 National Project Director
 SWAPNO Project

DocuSigned by:


 03E9A14C1B4D4E3...
 Prasenjit Chakma
 ARR, RIG Cluster
 UNDP, Bangladesh
 17-Jan-2022

Signature on behalf of UNDP:

DocuSigned by:

 6D879D9AF3DC129...
 19-Jan-2022
 Van Nguyen
 Deputy Resident Representative
 UNDP, Bangladesh

Working for ATLAS upload of 1st Rev. AWP - 2022

Award ID 00081623
Award Title Strengthening Women's Ability for Productive New Opportunities (SWAPNO) Project
Project ID 00090809
Project Title Strengthening Women's Ability for Productive New Opportunities (SWAPNO) Project



Budgetary Account Code	Description	Activity ID	Imp. Agent		Fund		Donor		EXP. Code	Amount in \$	Amount in \$	Amount in \$
			Code	Description	Code	Description	Code	Description		Approved Budget-S	Proposed Budget-T	Deviation (T-S)
71300	Local Consultants	ACTIVITY1	001981	UNDP	30000	Cost Sharing	00555	SIDA	71300	6,296.00	6,296.00	-
71400	Contractual Services - Individ	ACTIVITY1	001981	UNDP	30000	Cost Sharing	00555	SIDA	71400	65,500.00	65,500.00	-
71600	Travel	ACTIVITY1	001981	UNDP	30000	Cost Sharing	00555	SIDA	71600	11,000.00	11,000.00	-
72100	Contractual Services-Companies	ACTIVITY1	001981	UNDP	30000	Cost Sharing	00555	SIDA	72100	171,500.00	139,400.00	(32,100.00)
72400	Communic & Audio Visual Equip	ACTIVITY1	001981	UNDP	30000	Cost Sharing	00555	SIDA	72400	1,000.00	1,000.00	-
75100	Facilities & Administration	ACTIVITY1	001981	UNDP	30000	Cost Sharing	00555	SIDA	75100	25,864.00	23,296.00	(2,568.00)
75700	Training, Workshops and Confer	ACTIVITY1	001981	UNDP	30000	Cost Sharing	00555	SIDA	75700	68,000.00	68,000.00	-
Sub Total										349,160.00	314,492.00	(34,668.00)
71600	Travel	ACTIVITY2	001981	UNDP	30000	Cost Sharing	00555	SIDA	71600	3,000.00	3,000.00	-
75100	Facilities & Administration	ACTIVITY2	001981	UNDP	30000	Cost Sharing	00555	SIDA	75100	1,840.00	1,840.00	-
75700	Training, Workshops and Confer	ACTIVITY2	001981	UNDP	30000	Cost Sharing	00555	SIDA	75700	20,000.00	20,000.00	-
Sub Total										24,840.00	24,840.00	-
71300	Local Consultants	ACTIVITY3	001981	UNDP	30000	Cost Sharing	00555	SIDA	71400	23,800.00	23,800.00	-
72100	Contractual Services-Companies	ACTIVITY3	001981	UNDP	30000	Cost Sharing	00555	SIDA	72100	5,000.00	5,000.00	-
72400	Communic & Audio Visual Equip	ACTIVITY3	001981	UNDP	30000	Cost Sharing	00555	SIDA	72400	5,000.00	5,000.00	-
74200	Audio Visual&Print Prod Costs	ACTIVITY3	001981	UNDP	30000	Cost Sharing	00555	SIDA	74200	2,500.00	2,500.00	-
75100	Facilities & Administration	ACTIVITY3	001981	UNDP	30000	Cost Sharing	00555	SIDA	75100	3,704.00	3,704.00	-
75700	Training, Workshops and Confer	ACTIVITY3	001981	UNDP	30000	Cost Sharing	00555	SIDA	75700	10,000.00	10,000.00	-
Sub Total										50,004.00	50,004.00	-
71400	Contractual Services - Individ	ACTIVITY4	001981	UNDP	30000	Cost Sharing	00555	SIDA	71400	22,500.00	22,500.00	-
72100	Contractual Services-Companies	ACTIVITY4	001981	UNDP	30000	Cost Sharing	00555	SIDA	72100	10,000.00	10,000.00	-
72400	Communic & Audio Visual Equip	ACTIVITY4	001981	UNDP	30000	Cost Sharing	00555	SIDA	72400	450.00	450.00	-
75100	Facilities & Administration	ACTIVITY4	001981	UNDP	30000	Cost Sharing	00555	SIDA	75100	2,636.00	2,636.00	-
Sub Total										35,586.00	35,586.00	-
71300	Local Consultants	ACTIVITY5	001981	UNDP	30000	Cost Sharing	00555	SIDA	71300	15,350.00	15,350.00	-
71600	Travel	ACTIVITY5	001981	UNDP	30000	Cost Sharing	00555	SIDA	71600	3,000.00	3,000.00	-
72100	Contractual Services-Companies	ACTIVITY5	001981	UNDP	30000	Cost Sharing	00555	SIDA	72100	10,000.00	10,000.00	-
75100	Facilities & Administration	ACTIVITY5	001981	UNDP	30000	Cost Sharing	00555	SIDA	75100	2,268.00	2,268.00	-
Sub Total										30,618.00	30,618.00	-

Budgetary Account Code	Description	Activity ID	Imp. Agent		Fund		Donor		EXP. Code	Amount in \$	Amount in \$	Amount in \$
			Code	Description	Code	Description	Code	Description		Approved Budget-S	Proposed Budget-T	Deviation (T-S)
71200	International Consultant	ACTIVITY6	001981	UNDP	30000	Cost Sharing	00555	SIDA	71200	10,000.00	10,000.00	-
71300	Local Consultants	ACTIVITY6	001981	UNDP	04000	UNDP	00012	UNDP	71300	10,000.00	10,000.00	-
71400	Contractual Services - Individ	ACTIVITY6	001981	UNDP	30000	Cost Sharing	00555	SIDA	71400	25,800.00	25,800.00	-
71500	UN Volunteer	ACTIVITY6	001981	UNDP	30000	Cost Sharing	00555	SIDA	71500	4,900.00	4,900.00	-
71600	Travel	ACTIVITY6	001981	UNDP	30000	Cost Sharing	00555	SIDA	71600	1,000.00	1,000.00	-
72100	Contractual Services-Companies	ACTIVITY6	009522	BIDS	30000	Cost Sharing	00555	SIDA	72100	14,600.00	46,700.00	32,100.00
72100	Contractual Services-Companies	ACTIVITY6	001981	UNDP	30000	Cost Sharing	00555	SIDA	72100	50,000.00	50,000.00	-
72400	Communic & Audio Visual Equip	ACTIVITY6	001981	UNDP	30000	Cost Sharing	00555	SIDA	72400	300.00	300.00	-
72500	Supplies	ACTIVITY6	001981	UNDP	30000	Cost Sharing	00555	SIDA	72500	2,500.00	2,500.00	-
73400	Rental & Maint of Other Equip	ACTIVITY6	001981	UNDP	30000	Cost Sharing	00555	SIDA	73400	1,000.00	1,000.00	-
74200	Audio Visual&Print Prod Costs	ACTIVITY6	001981	UNDP	30000	Cost Sharing	00555	SIDA	74200	13,500.00	13,500.00	-
75100	Facilities & Administration	ACTIVITY6	009522	BIDS	30000	Cost Sharing	00555	SIDA	75100	-	3,736.00	3,736.00
75100	Facilities & Administration	ACTIVITY6	001981	UNDP	30000	Cost Sharing	00555	SIDA	75100	13,888.00	12,720.00	(1,168.00)
75700	Training, Workshops and Confer	ACTIVITY6	001981	UNDP	04000	UNDP	00012	UNDP	75700	3,380.00	3,380.00	-
75700	Training, Workshops and Confer	ACTIVITY6	001981	UNDP	30000	Cost Sharing	00555	SIDA	75700	50,000.00	50,000.00	-
	Sub Total									200,868.00	235,536.00	34,668.00
63100	Contributions-Dispensery	ACTIVITY7	001981	UNDP	04000	UNDP	00012	UNDP	63100	2,500.00	2,500.00	-
64300	Staff Mgmt Costs - IP Staff	ACTIVITY7	001981	UNDP	30000	Cost Sharing	00555	SIDA	64300	12,175.00	12,175.00	-
71400	Contractual Services - Individ	ACTIVITY7	001981	UNDP	04000	UNDP	00012	UNDP	71400	42,000.00	42,000.00	-
71400	Contractual Services - Individ	ACTIVITY7	001981	UNDP	30000	Cost Sharing	00555	SIDA	71400	31,500.00	31,500.00	-
71600	Travel	ACTIVITY7	008059	NEX	04000	UNDP	00012	UNDP	71600	1,000.00	1,000.00	-
72300	Other Materials and Goods	ACTIVITY7	008059	NEX	04000	UNDP	00012	UNDP	72300	250.00	250.00	-
72300	Other Materials and Goods	ACTIVITY7	001981	UNDP	04000	UNDP	00012	UNDP	72300	2,000.00	2,000.00	-
72400	Communic & Audio Visual Equip	ACTIVITY7	001981	UNDP	04000	UNDP	00012	UNDP	72400	4,620.00	4,620.00	-
72400	Communic & Audio Visual Equip	ACTIVITY7	008059	NEX	04000	UNDP	00012	UNDP	72400	1,750.00	1,750.00	-
72400	Communic & Audio Visual Equip	ACTIVITY7	001981	UNDP	30000	Cost Sharing	00555	SIDA	72400	500.00	500.00	-
72500	Supplies	ACTIVITY7	008059	NEX	04000	UNDP	00012	UNDP	72500	1,500.00	1,500.00	-
72500	Supplies	ACTIVITY7	001981	UNDP	04000	UNDP	00012	UNDP	72500	500.00	500.00	-
72800	Information Tech. Equip.	ACTIVITY7	001981	UNDP	04000	UNDP	00012	UNDP	72800	500.00	500.00	-
73100	Rental & Maintenance-Premises	ACTIVITY7	001981	UNDP	04000	UNDP	00012	UNDP	73100	3,750.00	3,750.00	-
73100	Rental & Maintenance-Premises	ACTIVITY7	008059	NEX	04000	UNDP	00012	UNDP	73100	7,500.00	7,500.00	-
73400	Rental & Maint of Other Equip	ACTIVITY7	001981	UNDP	04000	UNDP	00012	UNDP	73400	1,500.00	1,500.00	-
73400	Rental & Maint of Other Equip	ACTIVITY7	008059	NEX	04000	UNDP	00012	UNDP	73400	1,750.00	1,750.00	-
74100	Professional Services	ACTIVITY7	001981	UNDP	04000	UNDP	00012	UNDP	74100	1,000.00	1,000.00	-
74200	Audio Visual&Print Prod Costs	ACTIVITY7	008059	NEX	04000	UNDP	00012	UNDP	74200	500.00	500.00	-

Budgetary Account Code	Description	Activity ID	Imp. Agent		Fund		Donor		EXP. Code	Amount in \$	Amount in \$	Amount in \$
			Code	Description	Code	Description	Code	Description		Approved Budget-S	Proposed Budget-T	Deviation (T-S)
74300	Contributions	ACTIVITY7	001981	UNDP	04000	UNDP	00012	UNDP	74300	2,500.00	2,500.00	-
74500	Miscellaneous Expenses	ACTIVITY7	001981	UNDP	04000	UNDP	00012	UNDP	74500	500.00	500.00	-
74500	Miscellaneous Expenses	ACTIVITY7	008059	NEX	04000	UNDP	00012	UNDP	74500	1,500.00	1,500.00	-
74500	Miscellaneous Expenses	ACTIVITY7	001981	UNDP	30000	Cost Sharing	00555	SIDA	74500	44,440.00	44,440.00	-
75100	Facilities & Administration	ACTIVITY7	001981	UNDP	30000	Cost Sharing	00555	SIDA	75100	7,089.00	7,089.00	-
75700	Training, Workshops and Confer	ACTIVITY7	008059	NEX	04000	UNDP	00012	UNDP	75700	1,500.00	1,500.00	-
Sub Total										174,324.00	174,324.00	-
TOTAL										865,400.00	865,400.00	-

Summary of the Budget

Total Budget by ACTIVITY	ACTIVITY1									349,160.00	314,492.00	(34,668.00)
	ACTIVITY2									24,840.00	24,840.00	-
	ACTIVITY3									50,004.00	50,004.00	-
	ACTIVITY4									35,586.00	35,586.00	-
	ACTIVITY5									30,618.00	30,618.00	-
	ACTIVITY6									200,868.00	235,536.00	34,668.00
	ACTIVITY7									174,324.00	174,324.00	-
Total Budget by Implementing Agent		001981	UNDP							833,550.00	797,714.00	(35,836.00)
		008059	NEX							17,250.00	17,250.00	-
		009522	BIDS							14,600.00	50,436.00	35,836.00
Total Budget by Fund					04000	UNDP				92,000.00	92,000.00	-
					30000	Cost Sharing				773,400.00	773,400.00	-
Total Budget by Donor							00012	UNDP		92,000.00	92,000.00	-
							00555	SIDA		773,400.00	773,400.00	-

Prepared by:

Signature:

Name: Md. Rajib Amirul Kabir
 Functional Title: Finance & Admin. Officer
 Organisation/Project: SWAPNO Project
 11-Jan-2022

DocuSigned by:

Recommended by:

Signature:

Name: Kajal Chatterjee
 Functional Title: National Project Manager
 Organisation/Project: SWAPNO Project
 11-Jan-2022

DocuSigned by:

Multi-Year Budget with UNDP Input - Version T

Award ID : 00081623
 Award Title : SWAPNO
 Project ID : 00090809
 Project Title : Strengthening Women's Ability for Productive New Opportunities-SWAPNO

Multi Year Budget
 For the period from 01 July 2014 to 30 June 2022

Country
 Budget Type
 Version/Status

Bangladesh
 Cost Sharing
 T

Amounts in US\$

Budgetary Account		Exp. Account		Imp. Agent		Fund		Donor		Amount in USD							Total			
Code	Description	Code	Description	Activity ID	Imp. Agent	Description	Code	Description	Code	Description	2014	2015	2016	2017	2018	2019	2020	2021	2022	Total
64300	DPC	64300	Staff Mgmt Costs-IP Staff	Activity1	001981	UNDP	30000	Cost Sharing	12270	SDGF	-	-	4,353.00	-	-	-	-	-	-	4,353.00
64300	DPC	64300	Staff Mgmt Costs-IP Staff	Activity1	001981	UNDP	04000	TRAC	00012	UNDP	-	-	14,683.00	-	-	9,420.00	-	-	-	24,103.00
64300	StMgmt-GS	64300	Staff Mgmt Costs - IP Staff	Activity1	001981	UNDP	30000	Cost Sharing	00555	SIDA	-	-	-	-	-	14,169.00	-	-	-	14,169.00
71300	Local consultant	71300	Local Consultant	Activity1	001981	UNDP	30000	Cost Sharing	00555	SIDA	-	-	-	-	-	1,657.07	8,992.32	-	6,296.00	16,945.39
71300	Local consultant	71300	Local Consultant	Activity1	001981	UNDP	30000	Cost Sharing	13182	MARICO	-	-	-	-	-	-	-	9,301.89	-	9,301.89
71400	ContractSrv	71400	Service Contract individual	Activity1	001981	UNDP	30000	Cost Sharing	00555	SIDA	-	-	-	-	-	20,192.53	123,449.04	146,786.65	65,500.00	355,928.22
71600	Travel	71600	Travel	Activity1	001981	UNDP	04000	TRAC	00012	UNDP	-	-	6,989.54	1,452.09	910.44	2,041.22	-	367.70	-	11,760.99
71600	Travel	71600	Travel	Activity1	009368	ESDO	04000	TRAC	00012	UNDP	-	-	-	-	401.17	-	-	-	-	401.17
71600	Travel	71600	Travel	Activity1	011324	Shushlan	04000	TRAC	00012	UNDP	-	-	-	-	263.83	-	-	-	-	263.83
71600	Travel	71600	Travel	Activity1	001981	UNDP	30000	Cost Sharing	13182	MARICO	-	-	-	-	-	-	158.02	663.78	-	821.80
71600	Travel	71600	Travel	Activity1	009368	ESDO	30000	Cost Sharing	13182	MARICO	-	-	-	-	-	759.74	-	-	-	759.74
71600	Travel	71600	Travel	Activity1	009368	ESDO	30000	Cost Sharing	00555	SIDA	-	-	-	-	-	360.05	1,069.89	1,600.34	-	3,530.28
71600	Travel	71600	Travel	Activity1	011324	Shushlan	30000	Cost Sharing	13182	MARICO	-	-	-	-	-	412.24	161.43	47.20	-	620.87
71600	Travel	71600	Travel	Activity1	009369	NEX	04000	TRAC	00012	UNDP	-	-	-	-	-	848.56	387.16	-	-	1,235.72
71600	Travel	71600	Travel	Activity1	008059	NEX	30000	Cost Sharing	00555	SIDA	-	-	-	-	-	-	385.64	-	-	385.64
71600	Travel	71600	Travel	Activity1	009538	GUK	30000	Cost Sharing	00555	SIDA	-	-	-	-	-	176.78	134.59	375.04	-	686.41
71600	Travel	71600	Travel	Activity1	001981	UNDP	30000	Cost Sharing	12270	SDGF	-	-	-	13,348.27	-	-	-	-	-	13,348.27
71600	Travel	71600	Travel	Activity1	001981	UNDP	30000	Cost Sharing	00555	SIDA	-	-	-	-	-	-	6,252.67	5,175.91	11,000.00	22,828.58
71800	SC-IMP PR	71800	Contractual Services-Imp Partn	Activity1	009538	GUK	30000	Cost Sharing	00555	SIDA	-	-	-	-	-	6,294.16	28,518.05	29,826.91	-	64,639.12
71600	SC-IMP PR	71600	Contractual Services-Imp Partn	Activity1	009368	ESDO	30000	Cost Sharing	00555	SIDA	-	-	-	-	-	24,458.71	235,477.41	190,523.36	-	440,459.68
71600	SC-IMP PR	71600	Contractual Services-Imp Partn	Activity1	009368	ESDO	04000	TRAC	00012	UNDP	-	-	-	-	58,566.50	47,607.89	-	-	-	106,174.39
71600	SC-IMP PR	71600	Contractual Services-Imp Partn	Activity1	009368	ESDO	30000	Cost Sharing	12665	BSRM	-	-	-	-	-	52,564.60	-	-	-	52,564.60
71600	SC-IMP PR	71600	Contractual Services-Imp Partn	Activity1	009368	ESDO	30000	Cost Sharing	13182	MARICO	-	-	-	-	-	13,347.62	-	-	-	13,347.62
71800	SC-IMP PR	71800	Contractual Services-Imp Partn	Activity1	011324	Shushlan	04000	TRAC	00012	UNDP	-	-	-	-	44,385.76	19,946.76	-	-	-	64,342.52
71800	SC-IMP PR	71800	Contractual Services-Imp Partn	Activity1	011324	Shushlan	30000	Cost Sharing	13182	MARICO	-	-	-	-	-	50,018.27	10,180.68	17,434.47	-	77,633.42
72100	Contr-Cmpy	72100	Contractual Services-Companies	Activity1	009538	GUK	30000	Cost Sharing	00555	SIDA	-	-	-	-	-	483.72	2,058.09	1,606.87	-	4,148.68
72100	Contr-Cmpy	72100	Contractual Services-Companies	Activity1	009368	ESDO	30000	Cost Sharing	00555	SIDA	-	-	-	-	-	1,843.36	13,231.04	11,136.28	-	25,210.68
72100	Contr-Cmpy	72100	Contractual Services-Companies	Activity1	001981	UNDP	30000	Cost Sharing	12270	SDGF	-	59,351.41	-	112,919.97	-	-	-	-	-	172,271.38
72100	Contr-Cmpy	72100	Contractual Services-Companies	Activity1	008059	NEX	30000	Cost Sharing	12270	SDGF	-	-	-	10,103.97	-	-	-	-	-	10,103.97
72100	Contr-Cmpy	72100	Contractual Services-Companies	Activity1	001981	UNDP	30000	Cost Sharing	12665	BSRM	-	-	46,343.87	45,685.66	39,183.65	-	-	-	-	131,213.18
72100	Contr-Cmpy	72100	Contractual Services-Companies	Activity1	001981	UNDP	04000	TRAC	00012	UNDP	92,853.00	92,848.21	128,554.74	47,543.84	-	-	-	-	-	361,797.79
72100	Contr-Cmpy	72100	Contractual Services-Companies	Activity1	009368	ESDO	04000	TRAC	00012	UNDP	-	-	-	-	4,544.69	-	-	-	-	4,544.69
72100	Contr-Cmpy	72100	Contractual Services-Companies	Activity1	011324	Shushlan	04000	TRAC	00012	UNDP	-	-	-	-	1,940.04	-	-	-	-	1,940.04
72100	Contr-Cmpy	72100	Contractual Services-Companies	Activity1	009368	ESDO	30000	Cost Sharing	13182	MARICO	-	-	-	-	-	8,457.43	-	-	-	8,457.43
72100	Contr-Cmpy	72100	Contractual Services-Companies	Activity1	011324	Shushlan	30000	Cost Sharing	13182	MARICO	-	-	-	-	-	3,388.87	479.45	256.57	-	4,124.89
72100	Contr-Cmpy	72100	Contractual Services-Companies	Activity1	001981	UNDP	30000	Cost Sharing	00555	SIDA	-	-	-	-	-	-	121,694.32	121,782.60	139,400.00	382,876.92
72300	Matl&Goods	72300	Materials & Goods	Activity1	001981	UNDP	30000	Cost Sharing	00555	SIDA	-	-	-	-	-	-	-	155.38	-	155.38
72300	Matl&Goods	72300	Materials & Goods	Activity1	009368	ESDO	30000	Cost Sharing	00555	SIDA	-	-	-	-	-	-	18,079.72	-	-	18,079.72

Budgetary Account		Exp. Account			Imp. Agent		Fund		Donor		Amount in USD										
Code	Description	Code	Description	Activity ID	Imp. Agent	Description	Code	Description	Code	Description	2014	2015	2016	2017	2018	2019	2020	2021	2022	Total	
72300	Mat&Goods	72300	Materials & Goods	Activity1	009368	ESDO	30000	Cost Sharing	00555	SIDA	-	-	-	-	-	-	70,039.41	-	-	70,039.41	
72400	Comm&AV	72400	Communic & Audio Visual Equip	Activity1	001981	UNDP	30000	Cost Sharing	00555	SIDA	-	-	-	-	-	-	1,168.19	1,676.47	1,000.00	3,844.66	
72400	Comm&AV	72400	Communic & Audio Visual Equip	Activity1	009338	GUK	30000	Cost Sharing	00555	SIDA	-	-	-	-	-	35.36	141.48	106.00	-	282.84	
72400	Comm&AV	72400	Communic & Audio Visual Equip	Activity1	009368	ESDO	30000	Cost Sharing	00555	SIDA	-	-	-	-	-	129.64	6,626.99	847.50	-	9,604.13	
72400	Comm&AV	72400	Communic & Audio Visual Equip	Activity1	009368	ESDO	04000	TRAC	00012	UNDP	-	-	-	-	250.30	-	-	-	-	250.30	
72400	Comm&AV	72400	Communic & Audio Visual Equip	Activity1	011324	Shushilan	04000	TRAC	00012	UNDP	-	-	-	-	460.05	-	-	-	-	460.05	
72400	Comm&AV	72400	Communic & Audio Visual Equip	Activity1	009059	NEX	04000	TRAC	00012	UNDP	-	-	-	-	-	-	182.86	-	-	182.86	
72400	Comm&AV	72400	Communic & Audio Visual Equip	Activity1	001981	UNDP	04000	TRAC	00012	UNDP	-	-	-	-	-	156.39	-	-	-	156.39	
72400	Comm&AV	72400	Communic & Audio Visual Equip	Activity1	009368	ESDO	30000	Cost Sharing	13182	MARICO	-	-	-	-	-	501.61	-	-	-	501.61	
72400	Comm&AV	72400	Communic & Audio Visual Equip	Activity1	011324	Shushilan	30000	Cost Sharing	13182	MARICO	-	-	-	-	-	3,167.13	318.14	186.94	-	3,682.21	
72500	Supplies	72500	Stationery & Other Office Supplies	Activity1	009538	GUK	30000	Cost Sharing	00555	SIDA	-	-	-	-	-	58.92	195.87	173.31	-	428.10	
72500	Supplies	72500	Stationery & Other Office Supplies	Activity1	009368	ESDO	30000	Cost Sharing	00555	SIDA	-	-	-	-	-	144.42	1,014.35	809.32	-	1,968.09	
72500	Supplies	72500	Stationery & Other Office Supplies	Activity1	001981	UNDP	04000	TRAC	00012	UNDP	-	-	683.92	-	-	-	-	-	-	683.92	
72500	Supplies	72500	Stationery & Other Office Supplies	Activity1	009059	NEX	04000	TRAC	00012	UNDP	-	-	-	-	-	-	217.90	-	-	217.90	
72500	Supplies	72500	Stationery & Other Office Supplies	Activity1	009368	ESDO	04000	TRAC	00012	UNDP	-	-	-	-	219.35	-	-	-	-	219.35	
72500	Supplies	72500	Stationery & Other Office Supplies	Activity1	011324	Shushilan	04000	TRAC	00012	UNDP	-	-	-	-	211.19	-	-	-	-	211.19	
72500	Supplies	72500	Stationery & Other Office Supplies	Activity1	009368	ESDO	30000	Cost Sharing	13182	MARICO	-	-	-	-	-	427.85	-	-	-	427.85	
72500	Supplies	72500	Stationery & Other Office Supplies	Activity1	011324	Shushilan	30000	Cost Sharing	13182	MARICO	-	-	-	-	-	366.59	156.73	61.22	-	578.54	
72800	Grants	72800	Grants/Tenure bonus	Activity1	001981	UNDP	30000	Cost Sharing	12270	SDGF	-	53,361.89	-	-	-	-	-	-	-	53,361.89	
72800	Grants	72800	Grants/Tenure bonus	Activity1	009059	NEX	30000	Cost Sharing	12270	SDGF	-	20,029.78	-	-	-	-	-	-	-	20,029.78	
72800	Grants	72800	Grants/Tenure bonus	Activity1	001981	UNDP	04000	TRAC	00012	UNDP	-	107,773.17	-	-	-	-	-	-	-	107,773.17	
72800	Grants	72800	Grants/Tenure bonus	Activity1	009059	NEX	04000	TRAC	00012	UNDP	-	63,355.53	-	-	-	-	-	-	-	63,355.53	
72700	Hospitality	72700	Hospitality/Catering	Activity1	009059	NEX	30000	Cost Sharing	12270	SDGF	-	-	-	2,148.12	-	-	-	-	-	2,148.12	
72800	InfoTechesq	72800	Information Technology Equipmt	Activity1	001981	UNDP	04000	TRAC	00012	UNDP	-	-	1,710.24	-	-	-	-	-	-	1,710.24	
73100	Rent&Maint	73100	Rental & Maintenance-Premises	Activity1	009538	GUK	30000	Cost Sharing	00555	SIDA	-	-	-	-	-	47.20	91.51	86.05	-	226.76	
73100	Rent&Maint	73100	Rental & Maintenance-Premises	Activity1	009368	ESDO	30000	Cost Sharing	00555	SIDA	-	-	-	-	-	116.33	538.72	312.67	-	969.72	
73100	Rent&Maint	73100	Rental & Maintenance-Premises	Activity1	009059	NEX	04000	TRAC	00012	UNDP	-	-	-	-	-	-	144.88	-	-	144.88	
73100	Rent&Maint	73100	Rental & Maintenance-Premises	Activity1	009368	ESDO	04000	TRAC	00012	UNDP	-	-	-	-	573.65	-	-	-	-	573.65	
73100	Rent&Maint	73100	Rental & Maintenance-Premises	Activity1	011324	Shushilan	04000	TRAC	00012	UNDP	-	-	-	-	240.19	-	-	-	-	240.19	
73100	Rent&Maint	73100	Rental & Maintenance-Premises	Activity1	009368	ESDO	30000	Cost Sharing	13182	MARICO	-	-	-	-	-	1,312.96	-	-	-	1,312.96	
73100	Rent&Maint	73100	Rental & Maintenance-Premises	Activity1	011324	Shushilan	30000	Cost Sharing	00555	SIDA	-	-	-	-	-	-	-	-	-	-	
73100	Rent&Maint	73100	Rental & Maintenance-Premises	Activity1	011324	Shushilan	30000	Cost Sharing	13182	MARICO	-	-	-	-	-	354.93	2.44	-	-	357.37	
73400	Rent&Maint	73400	Rental & Maint of Other Equip	Activity1	009538	GUK	30000	Cost Sharing	00555	SIDA	-	-	-	-	-	243.57	662.48	437.91	-	1,343.96	
73400	Rent&Maint	73400	Rental & Maint of Other Equip	Activity1	001981	UNDP	30000	Cost Sharing	00555	SIDA	-	-	-	-	-	-	666.90	164.19	-	831.09	
73400	Rent&Maint	73400	Rental & Maint of Other Equip	Activity1	009368	ESDO	30000	Cost Sharing	00555	SIDA	-	-	-	-	-	943.60	5,439.73	5,497.94	-	11,881.27	
73400	Rent&Maint	73400	Rental & Maint of Other Equip	Activity1	009368	ESDO	04000	TRAC	00012	UNDP	-	-	-	-	1,581.53	-	-	-	-	1,581.53	
73300	Rent&Maint	73300	Rental & Maint of Info Tech Eq	Activity1	001981	UNDP	30000	Cost Sharing	00555	SIDA	-	-	-	-	-	2,779.11	-	-	-	2,779.11	
73400	Rent&Maint	73400	Rental & Maint of Other Equip	Activity1	011324	Shushilan	04000	TRAC	00012	UNDP	-	-	-	-	2,071.62	-	-	-	-	2,071.62	
73400	Rent&Maint	73400	Rental & Maint of Other Equip	Activity1	009059	NEX	04000	TRAC	00012	UNDP	-	-	-	-	-	-	96.71	-	-	96.71	
74200	Audio/Visl	74200	Audio Visual&Print Prod Costs	Activity1	009059	NEX	04000	TRAC	00012	UNDP	-	-	-	-	-	469.06	223.50	-	-	692.56	
73400	Rent&Maint	73400	Rental & Maint of Other Equip	Activity1	009368	ESDO	30000	Cost Sharing	13182	MARICO	-	-	-	-	-	3,196.59	-	-	-	3,196.59	
73400	Rent&Maint	73400	Rental & Maint of Other Equip	Activity1	001981	UNDP	30000	Cost Sharing	13182	MARICO	-	-	-	-	-	-	80.46	-	-	80.46	
73400	Rent&Maint	73400	Rental & Maint of Other Equip	Activity1	011324	Shushilan	30000	Cost Sharing	13182	MARICO	-	-	-	-	-	3,695.57	954.64	393.60	-	5,043.81	

Budgetary Account		Exp. Account		Imp. Agent		Fund		Donor		Amount in USD										Total
Code	Description	Code	Description	Activity ID	Imp. Agent	Description	Code	Description	Code	Description	2014	2015	2016	2017	2018	2019	2020	2021	2022	Total
73400	Rnt&Maint	73400	Rental & Maint of Other Equip	Activity1	001981	UNDP	04000	TRAC	00012	UNDP	-	-	-	-	1,203.81	-	131.41	-	-	1,335.22
74100	Prof Svcs	74100	Professional Services	Activity1	009368	ESDO	04000	TRAC	00012	UNDP	-	-	-	-	477.00	-	-	-	-	477.00
74100	Prof Svcs	74100	Professional Services	Activity1	009368	ESDO	30000	Cost Sharing	00555	SIDA	-	-	-	-	-	-	1,428.74	-	-	1,428.74
74100	Prof Svcs	74100	Professional Services	Activity1	009368	ESDO	30000	Cost Sharing	13182	MARICO	-	-	-	-	-	471.42	-	-	-	471.42
74100	Prof Svcs	74100	Professional Services	Activity1	009538	GUK	30000	Cost Sharing	00555	SIDA	-	-	-	-	-	-	-	472.78	-	472.78
74200	Audio/Visl	74200	Audio Visual&Print Prod Costs	Activity1	001981	UNDP	04000	TRAC	00012	UNDP	-	-	1,568.50	-	-	8,084.65	-	-	-	9,653.15
74200	Audio/Visl	74200	Audio Visual&Print Prod Costs	Activity1	008058	NEX	30000	Cost Sharing	12270	SDGF	-	-	-	613.58	-	-	-	-	-	613.58
74200	Audio/Visl	74200	Audio Visual&Print Prod Costs	Activity1	001981	UNDP	30000	Cost Sharing	13182	MARICO	-	-	-	-	11,516.73	-	-	-	-	11,516.73
74200	Audio/Visl	74200	Audio Visual&Print Prod Costs	Activity1	001981	UNDP	30000	Cost Sharing	00555	SIDA	-	-	-	-	-	-	270.29	-	-	270.29
74500	MiscEx	74500	Miscellaneous Expenses	Activity1	009368	ESDO	30000	Cost Sharing	00555	SIDA	-	-	-	-	-	53.03	622.02	437.03	-	1,112.08
74500	MiscEx	74500	Miscellaneous Expenses	Activity1	001981	UNDP	30000	Cost Sharing	12270	SDGF	-	-	1,866.00	-	-	-	-	-	-	1,866.00
74500	MiscEx	74500	Miscellaneous Expenses	Activity1	001981	UNDP	04000	TRAC	00012	UNDP	-	-	6,293.18	-	-	2,825.00	-	-	-	8,918.18
74500	MiscEx	74500	Miscellaneous Expenses	Activity1	008058	NEX	04000	TRAC	00012	UNDP	-	-	-	-	-	-	-	136.89	-	136.89
74500	MiscEx	74500	Miscellaneous Expenses	Activity1	009368	ESDO	04000	TRAC	00012	UNDP	-	-	-	-	256.23	-	-	-	-	256.23
74500	MiscEx	74500	Miscellaneous Expenses	Activity1	009368	ESDO	30000	Cost Sharing	13182	MARICO	-	-	-	-	-	595.65	-	-	-	595.65
75100	F&A	75100	Facilities & Administration	Activity1	009538	GUK	30000	Cost Sharing	00555	SIDA	-	-	-	-	-	589.44	2,551.34	1,965.50	-	5,106.28
75100	F&A	75100	Facilities & Administration	Activity1	011324	Shushilan	30000	Cost Sharing	00555	SIDA	-	-	-	-	-	-	-	49.55	-	49.55
75100	F&A	75100	Facilities & Administration	Activity1	009368	ESDO	30000	Cost Sharing	00555	SIDA	-	-	-	-	-	2,256.55	30,268.47	13,351.50	-	45,877.52
75100	F&A	75100	Facilities & Administration	Activity1	001981	UNDP	30000	Cost Sharing	12665	BSRM	-	-	3,707.50	3,654.85	3,134.69	-	-	-	-	10,497.04
75100	F&A	75100	Facilities & Administration	Activity1	001981	UNDP	30000	Cost Sharing	12270	SDGF	-	13,819.44	3,012.50	17,146.14	-	-	-	-	-	33,978.08
75100	F&A	75100	Facilities & Administration	Activity1	009368	ESDO	30000	Cost Sharing	13182	MARICO	-	-	-	-	-	2,402.78	-	-	-	2,402.78
75100	F&A	75100	Facilities & Administration	Activity1	011324	Shushilan	30000	Cost Sharing	13182	MARICO	-	-	-	-	-	5,561.19	997.25	-	-	6,558.44
75100	F&A	75100	Facilities & Administration	Activity1	009368	ESDO	30000	Cost Sharing	12665	BSRM	-	-	-	-	-	4,205.17	-	-	-	4,205.17
75100	F&A	75100	Facilities & Administration	Activity1	001981	UNDP	30000	Cost Sharing	13182	MARICO	-	-	-	-	-	-	19.08	2,275.13	-	2,294.21
75100	F&A	75100	Facilities & Administration	Activity1	008058	NEX	30000	Cost Sharing	13182	MARICO	-	-	-	-	-	3,853.38	-	-	-	3,853.38
74500	MiscExp	74500	Miscellaneous Expenses	Activity1	001981	UNDP	30000	Cost Sharing	00555	SIDA	-	-	-	-	-	7,485.00	-	-	-	7,485.00
75100	F&A	75100	Facilities & Administration	Activity1	008058	NEX	30000	Cost Sharing	00555	SIDA	-	-	-	-	-	-	33.93	311.16	-	345.09
75100	F&A	75100	Facilities & Administration	Activity1	001981	UNDP	30000	Cost Sharing	00555	SIDA	-	-	-	-	-	3,711.73	21,242.85	30,975.58	23,296.00	78,326.16
75700	TR,WKSP,CF	75700	Training, Workshops and Confer	Activity1	009538	GUK	30000	Cost Sharing	00555	SIDA	-	-	-	-	-	28.29	68.62	162.36	-	280.27
75700	TR,WKSP,CF	75700	Training, Workshops and Confer	Activity1	009368	ESDO	30000	Cost Sharing	00555	SIDA	-	-	-	-	-	155.74	22,300.29	1,411.53	-	23,867.56
75700	TR,WKSP,CF	75700	Training, Workshops and Confer	Activity1	001981	UNDP	04000	TRAC	00012	UNDP	-	-	76,416.20	-	-	-	626.50	-	-	77,042.70
75700	TR,WKSP,CF	75700	Training, Workshops and Confer	Activity1	008058	NEX	04000	TRAC	00012	UNDP	-	-	-	-	39,722.31	6,299.08	291.99	-	-	46,313.38
75700	TR,WKSP,CF	75700	Training, Workshops and Confer	Activity1	009368	ESDO	04000	TRAC	00012	UNDP	-	-	-	-	430.74	-	-	-	-	430.74
75700	TR,WKSP,CF	75700	Training, Workshops and Confer	Activity1	011324	Shushilan	04000	TRAC	00012	UNDP	-	-	-	-	858.13	-	-	-	-	858.13
75700	TR,WKSP,CF	75700	Training, Workshops and Confer	Activity1	009368	ESDO	30000	Cost Sharing	13182	MARICO	-	-	-	-	-	963.80	-	-	-	963.80
75700	TR,WKSP,CF	75700	Training, Workshops and Confer	Activity1	011324	Shushilan	30000	Cost Sharing	13182	MARICO	-	-	-	-	-	8,127.22	212.09	93.47	-	8,432.78
75700	TR,WKSP,CF	75700	Training, Workshops and Confer	Activity1	011324	Shushilan	30000	Cost Sharing	00555	SIDA	-	-	-	-	-	-	-	619.39	-	619.39
75700	TR,WKSP,CF	75700	Training, Workshops and Confer	Activity1	008058	NEX	30000	Cost Sharing	12270	SDGF	-	-	36,616.76	105,810.84	-	-	-	-	-	142,627.60
75700	TR,WKSP,CF	75700	Training, Workshops and Confer	Activity1	008058	NEX	30000	Cost Sharing	13182	MARICO	-	-	-	-	82,467.85	48,167.28	-	-	-	130,635.13
75700	TR,WKSP,CF	75700	Training, Workshops and Confer	Activity1	001981	UNDP	30000	Cost Sharing	00555	SIDA	-	-	-	-	-	113.94	2,641.98	146,667.81	68,000.00	217,423.73
75700	TR,WKSP,CF	75700	Training, Workshops and Confer	Activity1	008058	NEX	30000	Cost Sharing	00555	SIDA	-	-	-	-	-	-	38.44	3,889.45	-	3,927.89
76100	FXCurLoss	76100	Foreign Exchange Currency Loss	Activity1	001981	UNDP	04000	TRAC	00012	UNDP	-	(262.54)	(2,282.79)	(210.16)	1.55	-	(6.71)	-	-	(2,790.61)
76100	FXCurLoss	76100	Foreign Exchange Currency Loss	Activity1	009368	ESDO	04000	TRAC	00012	UNDP	-	-	-	-	(430.50)	(119.19)	-	-	-	(549.69)
76100	FXCurLoss	76100	Foreign Exchange Currency Loss	Activity1	009368	ESDO	30000	Cost Sharing	13182	MARICO	-	-	-	-	-	(43.36)	-	-	-	(43.36)

Budgetary Account		Exp. Account			Imp. Agent		Fund		Donor		Amount in USD										
Code	Description	Code	Description	Activity ID	Imp. Agent	Description	Code	Description	Code	Description	2014	2015	2016	2017	2018	2019	2020	2021	2022	Total	
76100	FXCurrLoss	76100	Foreign Exchange Currency Loss	Activity1	009368	ESDO	30000	Cost Sharing	12665	BSRM	-	-	-	-	-	(62.62)	-	-	-	(62.62)	
76100	FXCurrLoss	76100	Foreign Exchange Currency Loss	Activity1	011324	Shushlan	30000	Cost Sharing	13182	MARICO	-	-	-	-	-	(125.16)	-	(26.93)	-	(154.09)	
76100	FXCurrLoss	76100	Foreign Exchange Currency Loss	Activity1	011324	Shushlan	04000	TRAC	00012	UNDP	-	-	-	-	(342.59)	15.44	-	-	-	(327.15)	
76100	FXCurrLoss	76100	Foreign Exchange Currency Loss	Activity1	011324	Shushlan	30000	Cost Sharing	00555	SIDA	-	-	-	-	-	-	-	-	1.13	1.13	
76100	FXCurrLoss	76100	Foreign Exchange Currency Loss	Activity1	001981	UNDP	30000	Cost Sharing	00555	SIDA	-	-	-	-	-	-	(30.87)	(137.80)	-	(168.67)	
76100	FXCurrLoss	76100	Foreign Exchange Currency Loss	Activity1	009368	ESDO	30000	Cost Sharing	00555	SIDA	-	-	-	-	-	-	(20.69)	(419.69)	-	(440.38)	
76100	FXCurrLoss	76100	Foreign Exchange Currency Loss	Activity1	009538	GLK	30000	Cost Sharing	00555	SIDA	-	-	-	-	-	-	(6.26)	(68.46)	-	(76.72)	
76100	FXCurrLoss	76100	Foreign Exchange Currency Loss	Activity1	006059	UNDP	04000	TRAC	00012	UNDP	-	-	-	-	-	(11.09)	-	-	-	(11.09)	
76100	FXCurrLoss	76100	Foreign Exchange Currency Loss	Activity1	006059	UNDP	30000	Cost Sharing	13182	MARICO	-	-	-	-	-	(110.91)	-	-	-	(110.91)	
76100	FXCurrLoss	76100	Foreign Exchange Currency Loss	Activity1	001981	UNDP	30000	Cost Sharing	00555	SIDA	-	-	-	-	-	(0.10)	-	-	-	(0.10)	
76100	FXCurrLoss	76100	Foreign Exchange Currency Loss	Activity1	001981	UNDP	30000	Cost Sharing	13182	MARICO	-	-	-	-	82.87	0.37	-	(8.30)	-	74.94	
76100	FXCurrLoss	76100	Foreign Exchange Currency Loss	Activity1	001981	UNDP	30000	Cost Sharing	12270	SDGF	-	(528.94)	-	(9.17)	-	-	-	-	-	-	(538.11)
Sub total: Activity1											92,853.00	470,715.99	330,716.16	360,298.01	295,132.90	401,878.73	746,411.08	738,116.26	314,492.00	3,760,524.33	
71600	Travel	71600	Travel	Activity2	001981	UNDP	04000	TRAC	00012	UNDP	-	-	102.97	-	-	-	-	-	-	102.97	
71600	Travel	71600	Travel	Activity2	001981	UNDP	30000	Cost Sharing	00555	SIDA	-	-	-	-	-	-	-	326.13	3,000.00	3,326.13	
71300	Travel	71300	Travel	Activity2	001981	UNDP	30000	Cost Sharing	00555	SIDA	-	-	-	-	-	-	96.66	-	-	96.66	
72100	Contr-Cmpy	72100	Contractual Services-Companies	Activity2	001981	UNDP	04000	TRAC	00012	UNDP	-	-	54,497.57	-	-	-	-	-	-	54,497.57	
72100	Contr-Cmpy	72100	Contractual Services-Companies	Activity2	001981	UNDP	30000	Cost Sharing	00555	SIDA	-	-	-	-	-	-	174,194.84	-	-	174,194.84	
72300	Mat&Goods	72300	Materials & Goods	Activity2	009538	GLK	30000	Cost Sharing	00555	SIDA	-	-	-	-	-	-	9,384.32	-	-	9,384.32	
72500	Supplies	72500	Supplies	Activity2	001981	UNDP	04000	TRAC	00012	UNDP	-	-	1,136.84	-	-	-	-	-	-	1,136.84	
72500	Supplies	72500	Supplies	Activity2	001981	UNDP	30000	Cost Sharing	00555	SIDA	-	-	-	-	-	-	3,958.84	-	-	3,958.84	
73400	Rnt&Maint	73400	Rental & Maint of Other Equip	Activity2	001981	UNDP	30000	Cost Sharing	00555	SIDA	-	-	-	-	-	-	-	87.52	-	87.52	
74200	AudioVsl	74200	Audio Visual&Print Prod Costs	Activity2	001981	UNDP	04000	TRAC	00012	UNDP	-	-	2,186.92	4,368.56	-	7,718.57	-	-	-	14,274.05	
74200	AudioVsl	74200	Audio Visual&Print Prod Costs	Activity2	001981	UNDP	30000	Cost Sharing	00555	SIDA	-	-	-	-	-	-	24,279.00	3,602.28	-	27,881.28	
75100	F&A	75100	Facilities & Administration	Activity2	001981	UNDP	30000	Cost Sharing	12270	SDGF	-	-	-	523.93	-	-	-	-	-	523.93	
75100	F&A	75100	Facilities & Administration	Activity2	001981	UNDP	30000	Cost Sharing	13182	MARICO	-	-	-	-	-	1,262.98	-	1,261.17	-	2,524.15	
75100	F&A	75100	Facilities & Administration	Activity2	001981	UNDP	30000	Cost Sharing	00555	SIDA	-	-	-	-	-	-	16,599.82	2,617.67	1,840.00	21,057.49	
75100	F&A	75100	Facilities & Administration	Activity2	009538	GLK	30000	Cost Sharing	00555	SIDA	-	-	-	-	-	-	750.75	-	-	750.75	
75700	TR,WKSP,CF	75700	Training, Workshops and Confer	Activity2	006059	NEX	04000	TRAC	00012	UNDP	-	-	4,498.40	41,553.76	33,502.71	1,145.55	-	-	-	80,700.42	
75700	TR,WKSP,CF	75700	Training, Workshops and Confer	Activity2	006059	NEX	30000	Cost Sharing	12270	SDGF	-	-	-	7,484.73	-	-	-	-	-	7,484.73	
75700	TR,WKSP,CF	75700	Training, Workshops and Confer	Activity2	001981	UNDP	30000	Cost Sharing	00555	SIDA	-	-	-	-	-	-	4,966.36	26,704.79	20,000.00	53,673.15	
75700	TR,WKSP,CF	75700	Training, Workshops and Confer	Activity2	001981	UNDP	30000	Cost Sharing	13182	MARICO	-	-	-	-	-	15,787.27	-	15,764.66	-	31,551.93	
76100	FXCurrLoss	76100	Foreign Exchange Currency Loss	Activity2	001981	UNDP	30000	Cost Sharing	13182	MARICO	-	-	-	-	-	-	-	(13.26)	-	(13.26)	
76100	FXCurrLoss	76100	Foreign Exchange Currency Loss	Activity2	009538	GLK	30000	Cost Sharing	00555	SIDA	-	-	-	-	-	-	(4.75)	-	-	(4.75)	
76100	FXCurrLoss	76100	Foreign Exchange Currency Loss	Activity2	001981	UNDP	30000	Cost Sharing	00555	SIDA	-	-	-	-	-	-	(4.56)	(52.04)	-	(57.40)	
76100	FXCurrLoss	76100	Foreign Exchange Currency Loss	Activity2	001981	UNDP	04000	TRAC	00012	UNDP	-	-	0.70	(26.80)	-	(19.88)	-	-	-	-	(45.98)
Sub total: Activity2											-	-	62,422.50	53,904.16	33,502.71	25,894.48	234,221.28	52,298.22	24,840.00	487,085.38	

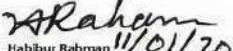
Budgetary Account		Exp. Account		Imp. Agent		Fund		Donor		Amount in US\$										
Code	Description	Code	Description	Activity ID	Imp. Agent	Description	Code	Description	Code	Description	2014	2015	2016	2017	2018	2019	2020	2021	2022	Total
71400	ContractSrv	71400	Service Contract Individual	Activity3	001981	UNDP	30000	Cost Sharing	00555	SIDA	-	-	-	-	-	-	30,518.57	32,165.25	-	62,683.82
71300	Local consultant	71300	Local Consultant	Activity3	001981	UNDP	30000	Cost Sharing	00555	SIDA	-	-	-	-	-	-	-	-	23,800.00	23,800.00
71600	Travel	71600	Travel	Activity3	001981	UNDP	04000	TRAC	00012	UNDP	-	-	-	-	312.07	-	-	-	-	312.07
71600	Travel	71600	Travel	Activity3	001981	UNDP	30000	Cost Sharing	13182	MARICO	-	-	-	-	-	-	458.71	-	-	458.71
71600	Travel	71600	Travel	Activity3	001981	UNDP	30000	Cost Sharing	00555	SIDA	-	-	-	-	-	-	79.01	1,105.73	-	1,184.74
73400	Rnt&Maint	73400	Rental & Maint of Other Equip	Activity3	001981	UNDP	30000	Cost Sharing	00555	SIDA	-	-	-	-	-	-	91.10	-	-	91.10
73400	Rnt&Maint	73400	Rental & Maint of Other Equip	Activity3	001981	UNDP	30000	Cost Sharing	13182	MARICO	-	-	-	-	-	-	198.46	-	-	198.46
72400	Comm&AV	72400	Communic & Audio Visual Equip	Activity3	001981	UNDP	30000	Cost Sharing	00555	SIDA	-	-	-	-	-	-	123.76	253.56	5,000.00	5,377.32
74200	AudioVisl	74200	Audio Visual&Print Prod Costs	Activity3	001981	UNDP	30000	Cost Sharing	00555	SIDA	-	-	-	-	-	-	6,796.36	-	2,500.00	9,296.36
75700	TR,WKSP,CF	75700	Training, Workshops and Confer	Activity3	008059	NEX	04000	TRAC	00012	UNDP	-	-	87,023.19	-	-	-	-	-	-	87,023.19
75700	TR,WKSP,CF	75700	Training, Workshops and Confer	Activity3	001981	UNDP	30000	Cost Sharing	00555	SIDA	-	-	-	-	-	-	3,541.27	-	10,000.00	10,541.27
72100	Contr-Cmpy	72100	Contractual Services-Companies	Activity3	008059	NEX	30000	Cost Sharing	12270	SDGF	-	-	-	5,676.62	-	-	-	-	-	5,676.62
72100	Contr-Cmpy	72100	Contractual Services-Companies	Activity3	001981	UNDP	30000	Cost Sharing	00555	SIDA	-	-	-	-	-	-	56,885.51	-	5,000.00	61,885.51
75100	F&A	75100	Facilities & Administration	Activity3	001981	UNDP	30000	Cost Sharing	00555	SIDA	-	-	-	-	-	-	7,866.86	2,681.96	3,704.00	14,252.82
75100	F&A	75100	Facilities & Administration	Activity3	001981	UNDP	30000	Cost Sharing	13182	MARICO	-	-	-	-	-	-	52.42	-	-	52.42
76100	FXCurrLoss	76100	Foreign Exchange Currency Loss	Activity3	001981	UNDP	30000	Cost Sharing	00555	SIDA	-	-	-	-	-	-	(0.40)	-	-	(0.40)
75100	F&A	75100	Facilities & Administration	Activity3	001981	UNDP	30000	Cost Sharing	12270	SDGF	-	-	-	397.37	-	-	-	-	-	397.37
Sub total: Activity3											-	-	87,023.19	6,073.98	312.07	-	106,908.63	36,206.50	58,004.00	286,529.38
71400	ContractSrv	71400	Service Contract Individual	Activity4	001981	UNDP	30000	Cost Sharing	00555	SIDA	-	-	-	-	-	-	51,969.45	40,529.56	22,500.00	114,999.01
71600	Travel	71600	Travel	Activity4	001981	UNDP	04000	TRAC	00012	UNDP	-	-	-	5,481.10	-	756.86	-	-	-	6,237.76
71600	Travel	71600	Travel	Activity4	008059	NEX	04000	TRAC	00012	UNDP	-	-	-	396.55	-	-	53.00	-	-	443.55
71600	Travel	71600	Travel	Activity4	001981	UNDP	30000	Cost Sharing	00555	SIDA	-	-	-	-	-	-	423.56	-	-	423.56
71600	Travel	71600	Travel	Activity4	001981	UNDP	30000	Cost Sharing	13182	MARICO	-	-	-	-	-	-	379.90	-	-	379.90
72100	Contr-Cmpy	72100	Contractual Services-Companies	Activity4	001981	UNDP	30000	Cost Sharing	00555	SIDA	-	-	-	-	-	-	-	-	10,000.00	10,000.00
72100	Contr-Cmpy	72100	Contractual Services-Companies	Activity4	008059	NEX	30000	TRAC	00012	UNDP	-	-	-	-	-	5,213.39	-	-	-	5,213.39
72100	Contr-Cmpy	72100	Contractual Services-Companies	Activity4	001981	UNDP	30000	Cost Sharing	13182	MARICO	-	-	-	-	-	-	-	-	-	-
72100	Contr-Cmpy	72100	Contractual Services-Companies	Activity4	008059	NEX	30000	Cost Sharing	13182	MARICO	-	-	-	-	-	-	-	47,248.76	-	47,248.76
75100	F&A	75100	Facilities & Administration	Activity4	008059	NEX	30000	Cost Sharing	13182	MARICO	-	-	-	-	-	-	-	3,779.90	-	3,779.90
72200	Equip&Furn	72200	Equipment and Furniture	Activity4	001981	UNDP	30000	Cost Sharing	13182	MARICO	-	-	-	-	-	-	2,119.03	-	-	2,119.03
72300	Mat&Goods	72300	Materials and Goods	Activity4	001981	UNDP	04000	TRAC	00012	UNDP	-	32,921.21	-	15,698.63	-	2,306.44	-	-	-	50,927.28
72400	Comm&AV	72400	Communic & Audio Visual Equip	Activity4	001981	UNDP	30000	Cost Sharing	00555	SIDA	-	-	-	-	-	-	494.97	330.01	450.00	1,274.98
72500	Supplies	72500	Supplies	Activity4	001981	UNDP	04000	TRAC	00012	UNDP	-	1,196.48	-	-	-	-	-	-	-	1,196.48
72500	Supplies	72500	Supplies	Activity4	008059	NEX	04000	TRAC	00012	UNDP	-	-	-	3,106.90	-	-	-	-	-	3,106.90
72600	Grants	72600	Grants/Tenure bonus	Activity4	001981	UNDP	30000	Cost Sharing	12270	SDGF	-	355,112.75	-	-	-	-	-	-	-	355,112.75
72600	Grants	72600	Grants/Wages	Activity4	008059	NEX	04000	TRAC	00012	UNDP	-	392,840.35	-	-	-	-	-	-	-	392,840.35
72600	Grants	72600	Grants/Wages	Activity4	001981	UNDP	04000	TRAC	00012	UNDP	-	216,124.69	-	-	-	-	-	-	-	216,124.69
73400	Rnt&Maint	73400	Rental & Maint of Other Equip	Activity4	001981	UNDP	30000	Cost Sharing	00555	SIDA	-	-	-	-	-	-	64.86	-	-	64.86
73400	Rnt&Maint	73400	Rental & Maint of Other Equip	Activity4	001981	UNDP	30000	Cost Sharing	13182	MARICO	-	-	-	-	-	-	131.55	-	-	131.55
74200	AudioVisl	74200	Audio Visual&Print Prod Costs	Activity4	008059	NEX	04000	TRAC	00012	UNDP	-	-	-	-	-	84.86	-	-	-	84.86
74500	MiscEx	74500	Miscellaneous Expenses	Activity4	008059	NEX	04000	TRAC	00012	UNDP	-	-	4,008.01	-	89.52	-	-	-	-	4,097.53
74500	MiscEx	74500	Miscellaneous Expenses	Activity4	008059	NEX	30000	Cost Sharing	12270	SDGF	-	-	-	805.14	-	-	-	-	-	805.14
74700	TransShip	74700	Transport Shipping and Handle	Activity4	008059	NEX	04000	TRAC	00012	UNDP	-	-	-	-	-	909.84	-	-	-	909.84
75100	F&A	75100	Facilities & Administration	Activity4	001981	UNDP	30000	Cost Sharing	12270	SDGF	-	28,711.03	-	56.36	-	-	-	-	-	28,767.39

Budgetary Account		Exp. Account		Imp. Agent		Fund		Donor		Amount in USD											
Code	Description	Code	Description	Activity ID	Imp. Agent	Description	Code	Description	Code	Description	2014	2015	2016	2017	2018	2019	2020	2021	2022	Total	
Summary of the Budget																					
				ACTMITY1		3,760,524					92,853.00	479,715.99	330,716.16	369,268.01	295,132.50	401,878.73	746,411.08	739,116.26	314,692.00	3,760,524.03	
				ACTMITY2		487,085					-	-	62,422.50	53,964.18	13,502.71	25,894.49	234,223.28	52,298.22	24,840.00	487,085.38	
				ACTMITY3		265,529					-	-	87,923.19	5,073.99	312.07	-	105,009.63	36,206.50	50,064.00	286,529.38	
				ACTMITY4		1,290,663					-	1,023,290.35	34,999.06	25,562.04	87.16	9,571.19	62,244.15	93,200.05	35,516.00	1,290,663.20	
				ACTMITY5		312,547					-	-	-	-	-	-	46,135.03	233,794.13	30,610.00	312,547.16	
				ACTMITY8		1,384,658					7,822.12	66,616.35	113,193.87	206,564.01	140,157.22	268,602.17	175,014.76	171,131.98	235,536.00	1,384,658.48	
				ACTMITY7		2,798,435					93,360.26	448,102.55	413,940.76	408,607.24	341,504.19	314,353.94	286,798.75	337,443.25	174,324.00	2,798,434.94	
				Total		16,320,443					194,035.38	2,023,725.24	1,041,996.14	1,060,940.07	810,696.15	1,020,006.52	1,636,738.68	1,663,910.39	865,460.00	10,320,442.57	
Total Budget by Fund							04000	TRAC	00012	UNDP	194,035.38	1,353,920.20	873,207.93	300,098.90	610,713.25	557,555.37	132,255.81	212,018.32	266,194.84	4,500,000.00	
							30000	Cost Sharing	12270	SDGF	-	669,805.04	116,736.84	711,500.66	(71.27)	-	-	-	1.44	1,499,872.71	
							30000	Cost Sharing	12035	Bank Asia	-	-	-	-	63,728.38	7,018.06	-	-	0.09	70,746.53	
							30000	Cost Sharing	12065	BSRM	-	-	50,051.37	40,340.51	42,318.34	56,803.56	-	-	193.48	198,707.26	
							30000	Cost Sharing	13182	MARIGU	-	-	-	-	94,007.45	219,366.69	17,845.36	204,062.15	-	625,301.65	
							30000	Cost Sharing	00555	SIDA	-	-	-	-	-	179,256.84	1,536,694.51	1,150,231.47	773,400.00	3,639,572.82	
							30000	Cost Sharing	13738	ASIATIC	-	-	-	-	-	-	-	7,578.44	-	7,578.44	
								Unfunded			-	-	-	-	-	-	-	-	-	67,458,120.58	
								Total			194,035.38	2,023,725.24	1,041,996.14	1,060,940.07	810,696.15	1,020,006.52	1,636,738.68	1,663,910.39	1,039,789.85	78,000,000.00	
Total Budget by Donor										UNDP	194,035.38	1,353,920.20	873,207.93	300,098.90	610,713.25	557,555.37	132,255.81	212,018.32	266,194.84	4,500,000.00	
Unfunded										Cost Sharing	-	669,805.04	168,788.21	760,841.17	199,992.50	462,445.15	1,554,528.87	1,451,892.07	773,595.01	6,041,879.42	
										Unfunded	-	-	-	-	-	-	-	-	-	67,458,120.58	
										Government	-	-	3,327,025.00	425,842.00	3,363,093.00	1,460,372.00	17,394,678.00	-	-	26,000,000.00	
										Project Total											104,000,000.00

1. The above budget is informative/indicative only. Actual Budget may vary depending on the arrangement/availability of implementing Partner/Fund/Donors.
2. The soft version of a budget is required to be submitted to the RBMC at the time of revision/approval.
3. The AWP, generated from ATIAS, should exactly match with the provision of the respective year.


DocuSigned by:
 Signature on behalf of implementing Partner:

 Kajal Chatterjee
 National Project Manager
 SWAPNO Project
 UNDP Bangladesh
 1 - Jan-2022

DocuSigned by:

 Habibur Rahman
 Joint Secretary
 National Project Director
 SWAPNO Project
 11/01/2022

DocuSigned by:

 03E9A14C1B4D4E3...
 Prosenjit Chakma
 Assistant Resident Representative
 RIG Cluster, UNDP Bangladesh
 17-Jan-2022

Signature of UNDP Bangladesh
 DocuSigned by:

 Vasee Nguyen
 Deputy Resident Representative
 UNDP Bangladesh
 6D879D9AE3DC425...
 19-Jan-2022

2022 Annual Work Plan (AWP) Review Checklist

Award ID: 00081623		Project ID: 00090809		Title: SWAPNO			
Format and General Issues:					Yes	No	N/A
1	Submitted AWP is prepared in Standard Prescribed Format including AWP cover page	√					
2	Atlas codes correctly mentioned (Award ID, Project ID, and Project title, Donor, Account, Fund etc.)	√					
3	AWP Planning meeting conducted	√					
4	Minutes of the Appraisal/Review meeting attached						
5	Annual/Mid year Review Meeting conducted	√					
6	Annual HR , Procurement and Communications plans are prepared and attached with AWP	√					
7	Resources are available to support the AWP	√					
8	AWP is approved by the Implementing Partner, if applicable				√		
9	AWP is endorsed/agreed by the Project Board/Steering Committee, if applicable						
10	Signature of the Project Manager/NPD available in the AWP	√					
Results Related Issues:					Yes	No	N/A
1	The AWP reflects overall priorities of the year	√					
2	The activities are clearly defined (indicate what exactly will be done, to the point with expected timelines by quarter)	√					
3	The activity lines spell out the geographic location wise intervention						
4	Possible areas of collaboration with other projects have been considered in project activities						
5	Outputs and activities are aligned to the UNDAF, CPD and project document (The listed activity/s can be directly attributed to the achievement of the expected country programme outputs)	√					
6	The activity/s implemented with CSOs, academic institutions, other quasi-Governmental institutions, and other UN agencies as implementing partners are reflected in the work plans						
7	A one page summary of intended/achievable results is attached						
8	The Outcome / Intermediate Outcomes and Outputs are correctly entered as per the language in the Results Framework						
9	M&E plan attached and adequately budgeted in the AWP	√					
10	Field monitoring plan attached (for field-based project only)	√					
11	Risk Log, Issue Log, monitoring Log updated in ATLAS and attached with AWP	√					
12	Gender Marker is attributed in ATLAS						
13	Lessons learned have been incorporated in the AWP, as per the last APR minutes						
14	Baseline, Target and Deliverables for 2022 are aligned to the Results Framework						
15	Baseline data for each indicator have been collected						
16	Annual target for each indicator has been set						
17	3 to 5 annual key results have been identified and attached						
18	The Targets and baselines are gender-disaggregated where a population group is being measured						
19	Articulation of results of the AWP has followed the SMART and RBM guidelines						
20	Assumptions and risks specific to each outcput and outcome is contextualised and clearly spelt out						
21	Knowledge Management has been planned and budgeted						
22	Generation and use of evidence – from monitoring, research and/or evaluation – has been considered						
23	The Budget comply with the spirit of Results Based Budgeting (RBB)						
Resources Related Issues:					Yes	No	N/A
1	Total proposed budget for the AWP does not exceed approved total project budget	√					
2	The AWP budget is within the scope of the funds availability/commitment (available Cash + Commitment)	√					
4	Appropriate provisions are available according to the AWP Commisioning memo (Common cost, GMS, DPC, Communication, M&E etc.)	√					
5	Updated list of Equipment assets with the project/Programme showing UNDP assets				√		
6	The summary page reflects the resources	√					

[Programme cluster](#)

Submitted by:

DocuSigned by:

Kajal Chatterjee

30AD9C3C86E34A0
Kajal Chatterjee 29-Dec-2021
National Project Manager

Reviewed by:

DocuSigned by:

Kazi Nasreen Nahar

0564567292AA491...
Kazi Nasreen Nahar
Programme Associate
30-Dec-2021

Date:

Date:

Cleared by Programme Cluster:

DocuSigned by:

Prasenjit Chakma

03E9A14C1B4D4E3...
Prasenjit Chakma
Assistant Resident Representative

Date: 30-Dec-2021

DocuSigned by:

H. Pervez Ahmed

0B366308F05F4FA...
Khondker Pervez Ahmed
RM & Partnerships Associate

Date: 02-Jan-2022

Cleared by Partnerships Cluster:

DocuSigned by:

Sarder M Asaduzzaman

C2499D33D91941B...
Sarder M Asaduzzaman
Head

Date:

02-Jan-2022

Signed by DRR/RR:

DocuSigned by:

Van Nguyen

6D879D9AF3DC425...
02-Jan-2022

Date:

Clearance Certification

Project Document (AWP) or Project/Budget Revision




SHORT TITLE: Strengthening Women’s Ability for Productive New Opportunities (SWAPNO)

PROJECT NUMBER: _____ **Award ID:** 00081623 **Project ID:** 00090809

(I) SUBMITTING PROGRAMME MANAGER: **Prasenjit Chakma**
Assistant Resident Representative, RIG Cluster, UNDP

I have checked, and hereby certify, the following:


- 1. Reasons and justification for this AWP / Revision are clearly indicated on the cover page.
- 2. All relevant parties are in agreement with the revision:
 - as is indicated in the justification, or
 - as per signature(s) obtained on the cover page, or
 - as per written agreement as has been referenced in relevant signature block.
- 3. An analysis of the budget increase/decrease (in case more than \$10,000) has been made and is attached.
- 4. The cover page and budget are according to standard format.

Signature:  Date: 30-Dec-2021
DocuSigned by: 03E9A14C1B4D4E3...

Prasenjit Chakma, Assistant Resident Representative, RIG Cluster, UNDP



(II) CLUSTER HEAD: _____


I have reviewed and hereby recommend approval of SWAPNO Project AWP - 2022

Signature:  Date: 30-Dec-2021
DocuSigned by: 03E9A14C1B4D4E3...

Prasenjit Chakma, Assistant Resident Representative, RIG Cluster, UNDP

(III) PROGRAMME MANAGEMENT AND PARTNERSHIP SUPPORT CLUSTER:

CLEARANCE FROM DESK OFFICER:	CLEARANCE FROM ARR:
<p><input type="checkbox"/> I have verified the attached submission and confirm that this PID/AWP/budget revision is in accordance with existing rules.</p> <p><input type="checkbox"/> Justification for return Khondker Pervez Ahmed</p> <p>Name : _____</p> <p>Title : Partnerships and Resource Mobilization Associate</p> <p>Signature:  Date: 02-Jan-2022 DocuSigned by: 0B366308F05F4FA...</p>	<p>Recommendation for approval</p> <p>Name : Sarder M Asaduzzaman</p> <p>Title : Head of PMPSU</p> <p>Signature:  Date: 02-Jan-2022 DocuSigned by: C2499D33D91941B...</p>

 DocuSigned by: _____
02-Jan-2022
6D879D9AE3DC225
Recommended/Approved by DRR

Approved by RR

Note: Please return Approved AWP/Budget Revision to Partnership Unit who retains original and forwards copy to Programme Manager concerned for his/her file and submission to national and, if applicable, UN agencies.

United Nations Development Programme
Budget Revision- "S"

UNDAF Outcomes(s)/Indicators(s) (Link to UNDAF outcome. If no UNDAF leave blank)	Outcome 2.1: Economic growth is achieved in an inclusive manner, extending opportunities to the rural and urban poor and protecting the vulnerable from shocks
Expected Outcome(s)/Indicator(s): (CPAP outcomes linked to the MYFF goal and service line)	Outcome 2.1: Economic growth is achieved in a more inclusive manner, with economic opportunities reaching the rural and urban poor and the protection of vulnerable groups against shocks
Expected Output(s) /Annual Targets: (CPAP outputs linked to the above CPAP outcome)	Output 2.1.2: Poor families are less vulnerable to external shocks through greater access to financial and insurance services, social safety nets with clear graduation strategies
Implementing partner:	Local Government Division, MoLGRD&C
Responsible parties:	LGD and UNDP

Brief Description

Drawing on the experiences of REOPA and other innovative public works programmes aiming at permanently lifting extreme poor people out of poverty, SWAPNO will be a cash transfer project for women representing ultra-poor and vulnerable households. They will be engaged mainly in maintaining or rehabilitating important community assets but also in community service public works.

Women will within the employment tenure receive life skills and livelihoods skills training to ensure that the project serves purposes of both protection and promotion, making use of the transformative potential of social protection in reversing social exclusion and economic marginalization. Beneficiaries' graduation from the project to gainful future employment with diversified climate change resilient livelihoods options is the cornerstone of the project's graduation strategy. Women will be intensively counselled and supported to invest their cash transfer savings and expand the household asset base.

The project will also contribute to developing capacity of local government in managing social safety net projects and enhance good governance through pro-poor service delivery in support of livelihoods.

Programme Period: **8 years**
Programme Component: **Economic growth and poverty reduction**
Project Title: **Strengthening Women's Ability for Productive New Opportunities (SWAPNO)**
Award ID: **00081623**, Project ID: **00090809**
Project Duration: **1 July 2014 to 30 June 2022**
Management Arrangement: **National Implementation**

Summary of UNDP and Cost-Sharing inputs [as per attached budget]

	Previous Code "R"	Revised Code "S"	Increase/ Decrease
TRAC	4,500,000	4,500,000	-
SDG-F	1,500,000	1,499,973	(27)
BSRM	200,000	198,707	(1,293)
Bank Asia	70,715	70,746	31
Marico Limited	625,146	625,301	155
SIDA	3,500,230	3,639,572	139,342
Asiatic Society	7,576	7,578	2
Government	26,000,000	26,000,000	-
Unfunded	67,596,333	67,458,123	(138,210)
Total	104,000,000	104,000,000	-

Justification for Budget Revision:

The AWP for 2022 has been prepared considering bellow:

- The project has been extended for 6 (Six) months for up to June'2022.
- After completing all programme activities there will be USD 773,400 available for 2022.
- Project staff salary has been included from Jan'22 to June'22 based on NPSA salary structure.
- There are some programmes to be rolled over from 2021 which has been considered accordingly.
- Based on the agreement made with SIDA, the project has many activities which will be implemented in 2022. The contract was made for up to June'2022.
- There are some operational cost along with admin. & operation staff which is usually paid from TRAC fund as parallel contribution with SIDA find. The project proposed USD 92,000 to cover such expenditure.

The Project therefore made the AWP for 2022 with a total cost of USD 865,400 out of which from Sida is USD 773,400 (89.37%) and regular TRAC is 92,000 (10.63%).

Agreed by: (National Project Director):

Habibur Rahman

Date:

15/12/2021

Agreed by (UNDP):

DocuSigned by:

Habibur Rahman

National Project Director

SWAPNO Project

Local Government Division

Ministry of Local Government, Rural Development and Co. Operative

Date:

Atlas Project ID: 00081623	Annual Work Plan (RAWP) for 2022	
Atlas Output ID: 00090809		
Project/Programme Title:		Strengthening Women's Ability for Productive New Opportunities (SWAPNO)
UNDAF Outcome:		Increase opportunities, especially for women and disadvantaged groups to contribute to and benefit from economic progress.
Applicable Output(s) from the UNDP Strategic Plan:		1.1.2 Marginalized groups, particularly the poor, women, people with disabilities and displaced are empowered to gain universal access to basic services and financial and non-financial assets to build productive capacities and benefit from sustainable livelihoods and jobs
CPD Outcome:	1. Increase opportunities, especially for women and disadvantaged groups to contribute to and benefit from economic progress	
CPD Output(s):	Output 1.1: Government has the knowledge and skill to better target remaining pockets of poverty and expand opportunities for women to contribute to and benefit from economic progress.	



EXPECTED OUTPUTS	PLANNED ACTIVITIES	Timeframe				Activity	Responsible Party	Fund Code	Planned Budget				
		Q1	Q2	Q3	Q4				Donor	Budget Code	Budget Description	Amount (USD)	
Atlas Activity # 1: Core beneficiary households are able to protect their food security and livelihoods post-project. Baseline : Number of rural extreme poor women employed: 8,964 women Indicators: # of women selected/employed as core beneficiaries Targets: - 3,564 women selected and employed as core beneficiaries -- 4,464 women are sustainable with different IGAs Related CP outcome: Outcome 2.1: Economic growth is achieved in a more inclusive manner, with economic opportunities reaching the rural and urban poor and the protection of vulnerable groups against shocks	1. Activity Result:												
	1.1 Beneficiaries linked with Financial Institute especially with MFI	x				Activity1	001981	30000	00555	75700	Training, Workshops and Confer	10,000.00	
	1.2 Beneficiaries are familiar with using Smart phones for digital marketing	x				Activity1	001981	30000	00555	75700	Training, Workshops and Confer	3,000.00	
	1.3 Followup of savings habit through ROSCA	x	x			Activity1	001981	30000	00555	71600	Travel	3,000.00	
	1.4 Follow up small business of beneficiaries	x	x			Activity1	001981	30000	00555	71600	Travel	3,000.00	
	1.5 Orient women on the Account's use and purpose and demonstrate how to use them for mobile money management	x				Activity1	001981	30000	00555	75700	Training, Workshops and Confer	10,000.00	
	1.6. Develop linkage with forward market actors	x	x			Activity1	001981	30000	00555	75700	Training, Workshops and Confer	10,000.00	
	1.7. Consult local business chambers, women group mobilisation, market leaders and local government institutions (LGIs)	x	x			Activity1	001981	30000	00555	71600	Travel	3,000.00	
	1.8 Follow up and business development support to the enterprises	x	x			Activity1	001981	30000	00555	72100	Contractual Services-Companies	50,000.00	
	1.9 Strategy Development and Market Assessment for the Enterprises business development	x	x			Activity1	001981	30000	00555	72100	Contractual Services-Companies	10,000.00	
	1.10 600 Women are trained and employed in Leather Industries	x	x			Activity1	001981	30000	00555	72100	Contractual Services-Companies	111,500.00	
		x	x			Activity1	001981	30000	00555	71600	Travel	1,000.00	
	1.11 Psychosocial Counseling to the productive age group women for formal sector employment	x	x			Activity1	001981	30000	00555	75700	Training, Workshops and Confer	10,000.00	
	1.12 Monitoring to ensure decent work environment and job security	x	x			Activity1	001981	30000	00555	75700	Training, Workshops and Confer	5,000.00	
	x	x			Activity1	001981	30000	00555	71600	Travel	1,000.00		
1.13 Provide support services and promote women in workplace environment	x	x			Activity1	001981	30000	00555	75700	Training, Workshops and Confer	10,000.00		
1.14 Local Consultant for Research & Communications	x	x			Activity1	001981	30000	00555	71300	Local consultant	6,296.00		

DS
kl

EXPECTED OUTPUTS	PLANNED ACTIVITIES	Timeframe				Activity	Responsible Party	Fund Code	Planned Budget			
		Q1	Q2	Q3	Q4				Donor	Budget Code	Budget Description	Amount (USD)
	1.15 Individual Service Contract for Activity: -Enterprise Development & Employment -Regional Coordination -District Management (Excluding FMA)	x	x			Activity1	001981	30000	00555	71400	Contractual Services - Individ	65,500.00
		x	x			Activity1	001981	30000	00555	72400	Communic & Audio Visual Equip	1,000.00
	1.16 General Management Services	x	x			Activity1	001981	30000	00555	75100	Facilities & Administration	25,864.00
Total of Atlas Activity 1											349,160.00	
Atlas Activity # 2: Core beneficiaries and their dependents have improved their human capital in terms of nutrition, health, education and voice. Baseline : Decision making: 76% (2015) Indicators: % of beneficiary women having a say in household decision making Target : 90% (2019) Related CP outcome 1.1 As above	2. Activity Result											
	2.1 Follow up Family Nutrition of Women Beneficiaries	x	x			Activity2	001981	30000	00555	71600	Travel	3,000.00
	2.2 Follow up with Community Health Clinic to available health service	x	x			Activity2	001981	30000	00555	75700	Training, Workshops and Confer	10,000.00
	2.2 Celebration of International Days relating to Project goals	x	x			Activity2	001981	30000	00555	75700	Training, Workshops and Confer	10,000.00
	2.3 General Management Services	x	x			Activity2	001981	30000	00555	75100	Facilities & Administration	1,840.00
Total of Atlas Activity 2											24,840.00	
Atlas Activity # 3: Beneficiary household have access to public services essential for their livelihood activities and family wellbeing. Baseline : Savings 3%, Loan 5% (2015) Indicators: # % of beneficiary household having access to financial services # of reported cases of beneficiary women being victims of violence and/or sexual oppression Targets: 8,028 women have access to saving facilities Related CP outcome: Outcome 1.1 above	3. Activity Result											
	3.1 Facilitate and motivate UPs to address VAW: -Awareness Materials on VAW; - Training to UPSC on VAW	x				Activity3	001981	30000	00555	74200	Audio Visual&Print Prod Costs	2,500.00
		x				Activity3	001981	30000	00555	75700	Training, Workshops and Confer	10,000.00
	3.2 Establish a hotline for redressing grievance	x	x			Activity3	001981	30000	00555	72400	Communic & Audio Visual Equip	5,000.00
	3.3 Promote customised microinsurance products to SWAPNO II women for managing risks to sustainable livelihoods	x	x			Activity3	001981	30000	00555	72100	Contractual Services-Companies	5,000.00
	3.4 Local Consultant for Social & Gender Development	x	x			Activity3	001981	30000	00555	71300	Local consultant	23,800.00
	3.5 Counselling and disseminate message to SWAPNO women and communities on GBV	x	x			Activity3	001981	30000	00555	75700	Training, Workshops and Confer	-
	3.6 General Management Services	x	x			Activity3	001981	30000	00555	75100	Facilities & Administration	3,704.00
Total of Atlas Activity 3											50,004.00	

DS
KC

EXPECTED OUTPUTS	PLANNED ACTIVITIES	Timeframe				Activity	Responsible Party	Fund Code	Planned Budget			
		Q1	Q2	Q3	Q4				Donor	Budget Code	Budget Description	Amount (USD)
Atlas Activity # 4: Public assets promoting local economic regeneration, improving social conditions and enhancing environmental conditions are maintained and developed for the benefit of the poor of the participating rural communities. Baseline : 3.1 million people (2017) Indicators: # of local communities benefiting from at least one public works scheme # of km of roads maintained, satisfying Operational Manual quality monitoring criteria # of workers in project public works schemes # of work days provided in labour intensive public works schemes Targets: - 99 UPs selecting priority public assets through community consultations and beginning to maintain/create/rehabilitate them - 3,564 workers in public asset schemes - 410,688 work days created in public works schemes Related CP outcome: Outcome 1.1 above	4. Activity Result											
	4.1. Engage UP to Pilot Climate Resilient and Women Friendly Market structure	x	x			Activity4	001981	30000	00555	72100	Contractual Services-Companies	10,000.00
	4.2 Meeting with community people to maintenance of Public assets			x		Activity4	001981	30000	00555	75700	Training, Workshops and Confer	-
	4.3 Individual Service Contract for Activity: -Financial Monitoring	x	x			Activity4	001981	30000	00555	71400	Contractual Services - Individ	22,500.00
			x	x			Activity4	001981	30000	00555	72400	Communic & Audio Visual Equip
	4.4 General management Services	x	x			Activity4	001981	30000	00555	75100	Facilities & Administration	2,636.00
Total of Atlas Activity 4											35,586.00	

DS
kl

EXPECTED OUTPUTS	PLANNED ACTIVITIES	Timeframe				Activity	Responsible Party	Fund Code	Planned Budget			
		Q1	Q2	Q3	Q4				Donor	Budget Code	Budget Description	Amount (USD)
Atlas Activity # 5: Local communities have better capacity to withstand natural disasters and recover after disasters. Baseline : 200 scheme (2017) Targets: Related CP outcome: Outcome 2.1 above	5. Activity Result											
	5.1 Refreshers training of DMC at UP/Upazila level	x	x			Activity5	001981	30000	00555	75700	Training, Workshops and Confer	-
	5.2 Conduct quarterly meetings to devise & implement action plans for developing disaster resilience communities	x	x			Activity5	001981	30000	00555	72100	Contractual Services-Companies	10,000.00
	5.3 Demonstration plot development of hydroponics farming in flood prone and water logged areas			x		Activity5	001981	30000	00555	72100	Contractual Services-Companies	-
	5.4 Post followup of plinth rased those households for vulnerable women beneficiaries					Activity5	001981	30000	00555	71600	Travel	3,000.00
	5.5 National Consultant for Disaster Risk Reduction	x	x			Activity5	001981	30000	00555	71300	Local consultant	15,350.00
	5.6 General management Services	x	x			Activity5	001981	30000	00555	75100	Facilities & Administration	2,268.00
Total of Atlas Activity 5											30,618.00	
Atlas Activity # 6: Local government has capacity to implement social transfer projects with accountability, transparency, gender sensitivity and pro-poor approach. Baseline : 223 Union Parishad (2017) Indicators: # of participatory meetings and exercises organized by local government institutions # of local government representatives/officials trained Targets: - End-line survey of 2nd cycle - Monitoring and follow-up of 1000 women of 28 UPs - Need assessment of beneficiaries of 28 UPs for financial service - Socio-economic profile monitoring and assessment of 8,028 women Related CP outcome: Outcome 1.1 above	6. Activity Result											
	6.1 End Line Survey :	x				Activity6	009522	30000	00555	72100	Contractual Services-Companies	14,600.00
	1 Firm for conducting survey on of 3,564 women	x				Activity6	001981	30000	00555	74200	Audio Visual&Print Prod Costs	2,500.00
	6.2 Advocacy and lobbying to mobilize unfunded resource for SWAPNO :	x	x			Activity6	001981	04000	00012	71300	Local consultant	10,000.00
	- National Consultant for 6 months	x	x			Activity6	001981	04000	00012	75700	Training, Workshops and Confer	3,380.00
	-Regular Meeting with potential donors											
	6.3 rapid study on the women financial inclusion for poverty gratuation	x				Activity6	001981	30000	00555	72100	Contractual Services-Companies	-
		x				Activity6	001981	30000	00555	74200	Audio Visual&Print Prod Costs	1,000.00
	6.4 Organize joint ministry monitoring visit and capture (LGD,MOCAW,Planning) best practice and assessment of SWAPNO	x				Activity6	001981	30000	00555	72100	Contractual Services-Companies	10,000.00
	6.5 Organize peer learning from best practice	x	x			Activity6	001981	30000	00555	72100	Contractual Services-Companies	10,000.00
	6.6 Capture imperical evidence on SWAPNO through M&E system and action research		x			Activity6	001981	30000	00555	72100	Contractual Services-Companies	20,000.00
6.8 Advocate for endorsing and scaling-up SWAPNO model nationally through workshop and appropriate means:		x			Activity6	001981	30000	00555	74200	Audio Visual&Print Prod Costs	10,000.00	
- Video on SWAPNO Enterprise Model;	x				Activity6	001981	30000	00555	72500	Supplies	2,500.00	
- Video on Electronic Media;	x				Activity6	001981	30000	00555	71200	International Consultants	10,000.00	
- Int'l Consultant for Publication & Documentation;												
- National workshop on Endline evaluation		x			Activity6	001981	30000	00555	75700	Training, Workshops and Confer	50,000.00	
6.9 Activity Monitoring and Reporting:	x	x			Activity6	001981	30000	00555	71600	Travel	1,000.00	
-Random field visit;												
- Inter-ministrial monitoring and reporting		x			Activity6	001981	30000	00555	72100	Contractual Services-Companies	10,000.00	
					Activity6	001981	30000	00555	73400	Rental & Maint of Other Equip	1,000.00	

DS
kl

EXPECTED OUTPUTS	PLANNED ACTIVITIES	Timeframe				Activity	Responsible Party	Fund Code	Planned Budget				
		Q1	Q2	Q3	Q4				Donor	Budget Code	Budget Description	Amount (USD)	
	6.10 Individual Service Contract for Activity: -MnE -MIS -UN Volunteers for IT Support	x	x			Activity6	001981	30000	00555	71400	Contractual Services - Individ	25,800.00	
		x	x			Activity6	001981	30000	00555	71500	UN Volunteer	4,900.00	
		x	x			Activity6	001981	30000	00555	72400	Communic & Audio Visual Equip	300.00	
	6.11 General management Services	x	x			Activity6	001981	30000	00555	75100	Facilities & Administration	13,888.00	
Total of Atlas Activity 6											200,868.00		
Atlas Activity # 7:	7. Activity Result												
Human Resources and Administration	7.1 Project Staff Salary ; - 4 Nos. SC Staff for 6 months	x	x			Activity7	001981	04000	00012	71400	Contractual Services - Individ	42,000.00	
		x	x			Activity7	001981	30000	00555	71400	Contractual Services - Individ	31,500.00	
		x	x			Activity7	001981	04000	00012	72400	Communic & Audio Visual Equip	170.00	
			x	x			Activity7	001981	30000	00555	72400	Communic & Audio Visual Equip	500.00
	7.2 Operation & Administrative Expenses : Action :	x	x			Activity7	001981	04000	00012	73100	Rental & Maintenance-Premises	3,500.00	
	- 2 Nos. Messegner Service for 6 Months	x	x			Activity7	001981	04000	00012	72300	Material & Goods	2,000.00	
	- 13 Nos. E-mail service for 6 months	x	x			Activity7	008059	04000	00012	72300	Material & Goods	250.00	
	- 2 Nos. vehicle are in operation	x	x			Activity7	001981	04000	00012	72400	E-mail Subscription Fee	2,250.00	
	- Procurement of office supplies for PMU	x	x			Activity7	008059	04000	00012	72400	Communic & Audio Visual Equip	1,750.00	
	- Travel by Govt. stakeholders	x	x			Activity7	001981	30000	00012	72400	Communic & Audio Visual Equip	2,200.00	
	- PSC, PIC & other review meeting on SWAPNO					Activity7	001981	04000	00012	72800	Information Technology Equipmt	500.00	
	- Sundry for operation & admin purpse	x	x			Activity7	001981	04000	00012	73400	Rental & Maint of Other Equip	1,500.00	
		x	x			Activity7	008059	04000	00012	73400	Rental & Maint of Other Equip	1,750.00	
		x	x			Activity7	008059	04000	00012	73100	Rental & Maintenance-Premises	7,500.00	
		x	x			Activity7	008059	04000	00012	74200	Audio Visual&Print Prod Costs	500.00	
		x	x			Activity7	008059	04000	00012	72500	Supplies	1,500.00	
		x	x			Activity7	001981	04000	00012	72500	Supplies	500.00	
		x	x			Activity7	008059	04000	00012	71600	Travel	1,000.00	
		x	x			Activity7	008059	04000	00012	75700	Training, Workshops and Confer	1,500.00	
		x	x			Activity7	001981	04000	00012	74500	Miscellaneous Expenses	500.00	
		x	x			Activity7	008059	04000	00012	74500	Miscellaneous Expenses	1,500.00	
	7.3 Contribution to Common Services :	x	x			Activity7	001981	04000	00012	73100	CO Common Service-Premises	250.00	
		x	x			Activity7	001981	04000	00012	74300	CO Common Security	2,500.00	
	x	x			Activity7	001981	04000	00012	63100	Contribution-Dispensery	2,500.00		
		x			Activity7	001981	04000	00012	74100	Professional Services (Audit Fee)	1,000.00		
7.4 Direct Project Cost : Action :	x	x			Activity7	001981	30000	00555	64300	Staff Mgmt Costs - IP Staff	12,175.00		
6.5% on total budget excluding GMS	x	x			Activity7	001981	30000	00555	74500	Miscellaneous Expenses	44,440.00		
7.5 General management Services	x	x			Activity7	001981	30000	00555	75100	Facilities & Administration	7,089.00		
Total of Atlas Activity 7											174,324.00		
Total 2022 Project Budget											865,400.00		

DS


EXPECTED OUTPUTS	PLANNED ACTIVITIES	Timeframe				Activity	Responsible Party	Fund Code	Planned Budget		
		Q1	Q2	Q3	Q4				Donor	Budget Code	Budget Description
	Output-1	:									349,160.00
	Output-2	:									24,840.00
	Output-3	:									50,004.00
	Output-4	:									35,586.00
	Output-5	:									30,618.00
	Output-6	:									200,868.00
	Output-7	:									174,324.00
	Total:	:									865,400.00
Total Budget by Fund & Donors	DONORS:										
	CORE/TRAC FUND	:									92,000.00
	CSR Fund (MARICO)	:									-
	SIDA	:									773,400.00
	Asiatic Society	:									-
	Total Programmable Budget	:									865,400.00
Total by Implementing Agency	Implementing Agency:										
	UNDP DCOS :	:									833,550.00
	NIM-RPA (ESDO) :	:									-
	NIM-RPA (Shushilan)	:									-
	NIM-RPA (GUK)	:									-
	LoA-BIDS	:									14,600.00
	NIM :	:									17,250.00
	Total Project Budget:	:									865,400.00

Signature on behalf of Implementing Partner:

Kajal Chatterjee
 30AD9C3C86E34A0...
 Kajal Chatterjee
 National Project Manager
 SWAPNO Project
 UNDP, Bangladesh

Habibur Rahman
 Habibur Rahman
 Joint Secretary, LGD
 National Project Director
 SWAPNO Project,

DocuSigned by:

 03E9A14C1B4D4E3...
 Prasenjit Chakma
 ARR, RIG Cluster
 UNDP, Bangladesh
 30-Dec-2021

DocuSigned by:

 6D879D9AF3DC425...
 Signature on behalf of UNDP:
 02-Jan-2022
 Van Nguyen
 Deputy Resident Representative
 UNDP, Bangladesh

UNDP Bangladesh NIM/DIM project Recruitment Plan - 2022

Project/Cluster: Strengthening Women's Ability for Productive New Opportunities (SWAPNO)

1. Recruitment Plan for 2022 - New Hire

Position	Position reflected in Annual work Plan Yes/No	Contract modality	Number of positions	Category/Band	Contract Duration	Person Expected on board*	Budgeted Amount in USD/BDT	Position budgeted & reflected in AWP Yes/No**

2. Position management - Existing Staff (both national and international if applicable) - all contract type (NPSA, SC, IFTA, ITA, SSA)

Name	Position Title	Contract Modality	Level/Band	Contract end date (MM/DD/YYYY)	Planned extension	Remarks
Mr. Kajal Chatterjee	National Project Manager	NPSA	NPSA-11	5/31/2022		
Ahmadul Kabir Akon	Regional Coordinator, Kurigram	NPSA	NPSA-8	6/30/2022		
Md. Golam Fazle Rabbani	Enterprise Dev. & Employment Specialist	NPSA	NPSA-8	6/30/2022		
Md. Rajib Ahmed Bijoy	Finance & Admin Officer	NPSA	NPSA-7	6/30/2022		
Durani Md. Abul Ahsan	MIS Officer	NPSA	NPSA-7	6/30/2022		
Mizanur Rahman	M&E Officer	NPSA	NPSA-7	6/30/2022		
Md. Mahmood Hossain	District Manager, Jamalpur	NPSA	NPSA-6	6/30/2022		
Md. Mahmudul Haque	District Manager, Lalmonirhat	NPSA	NPSA-6	6/30/2022		
Md. Rajiur Rahman	Admin. Associate	NPSA	NPSA-5	6/30/2022		
Md. Amir Ali	Fin. Monitoring Associate, Jamalpur	NPSA	NPSA-5	6/30/2022		
Md. Zahidul Haque	Fin. Monitoring Associate, Gaibandha	NPSA	NPSA-5	6/30/2022		
Mohammad Masum Miah	Fin. Monitoring Associate, Kurigram	NPSA	NPSA-5	6/30/2022		
Md. Mosle Uddin	Finance & Admin Assistant	NPSA	NPSA-3	6/30/2022		
Hossain Ishrak Hridoy	IT & MIS Support Officer	UNV		1/27/2022	6/30/2022	
Md. Jhirul Islam	Driver	NPSA	NPSA-2	6/30/2022		
Mr. Rupan Chakma	Driver	NPSA	NPSA-1	6/30/2022		

DocuSigned by:

Kajal Chatterjee

30AD9C3C86E34A08-Dec-2021
Kajal ChatterjeeNational Project Manager
SWAPNO Project
UNDP Bangladesh

DocuSigned by:

Prasenjit Chakma

03E9A14C1B4D4E3...
Prasenjit ChakmaAssistant Resident Representative
Resilience & Inclusive Growth
UNDP Bangladesh
30-Dec-2021

Project Name	Project ID	Type of Procurement Action	Title of Procurement Action	Procurement Category	Description of goods, services or works required	Unit of Measure	Quantity	Estimated Unit Price in USD	Estimated Total Price in USD	Multi-year contract min USD		Is Amendment?	Amendment Value (USD)	Procurement request submission date	Target Purchase Order Date (if Goods) and Planned Contract Start Date (if Civil Works, IC, or Services)	Final Delivery Date of Good/Services/Civil works/IC	End user of goods, services or works	Procurement Process Status	Remarks	
										2022	2023									
Fresh Procurement :																				
SWAPNO	00090809	Services	Individual Consultant (IC) - Local	Communications and Advocacy Services	National Consultant-Gender & Social Development	EA	1	\$23,800.00	\$23,800.00	\$23,800.00	\$0.00	No	N/A	10-Jan-22	1-Feb-22	30-Jun-22	SWAPNO	Not Started	Not Initiated	
SWAPNO	00090809	Services	Consulting Firm Services	Communications and Advocacy Services	Follow up and business development support to the enterprises	EA	1	\$50,000.00	\$50,000.00	\$50,000.00	\$0.00	No	N/A	15-Jan-22	1-Feb-22	30-Jun-22	SWAPNO	Not Started	Not Initiated	
SWAPNO	00090809	Services	Consulting Firm Services	Communications and Advocacy Services	Demonstration plot development of hydroponics farming in flood prone and	EA	1	\$20,000.00	\$20,000.00	\$20,000.00	\$0.00	No	N/A	1-Feb-22	15-Feb-22	30-Jun-22	SWAPNO	Not Started	Not Initiated	
SWAPNO	00090809	Services	Consulting Firm Services	Communications and Advocacy Services	Capture imperial evidence on SWAPNO through M&E system and action research	EA	1	\$20,000.00	\$20,000.00	\$20,000.00	\$0.00	No	N/A	15-Feb-22	1-Mar-22	30-Jun-22	SWAPNO	Not Started	Not Initiated	
SWAPNO	00090809	Services	Consulting Firm Services	Communications and Advocacy Services	Advocate for endorsing and scaling-up SWAPNO model nationally through	EA	1	\$60,000.00	\$60,000.00	\$60,000.00	\$0.00	No	N/A	10-Jan-22	5-Feb-22	30-Jun-22	SWAPNO	Not Started	Not Initiated	
SWAPNO	00090809	Services	Consulting Firm Services	Communications and Advocacy Services	Refreshers training of DMC at UP/Upazila level	EA	1	\$25,000.00	\$25,000.00	\$25,000.00	\$0.00	No	N/A	1-Mar-22	1-Apr-22	30-Jun-22	SWAPNO	Not Started	Not Initiated	
SWAPNO	00090809	Services	Individual Consultant (IC) - Local	Communications and Advocacy Services	National Consultant-Advocacy on Fund Mobilization	EA	1	\$10,000.00	\$10,000.00	\$10,000.00	\$0.00	No	N/A	1-Feb-22	15-Mar-22	30-Jun-22	SWAPNO	Not Started	Not Initiated	
SWAPNO	00090809	Services	Consulting Firm Services	Communications and Advocacy Services	Market Assessment on Enterprise Development, Study on financial inclusion	EA	1	\$20,000.00	\$20,000.00	\$20,000.00	\$0.00	No	N/A	15-Feb-22	1-Apr-22	30-Jun-22	SWAPNO	Not Started	Not Initiated	
SWAPNO	00090809	Services	Consulting Firm Services	Communications and Advocacy Services	Engage UP for Women friendly market structure, Develop disaster resilience	EA	1	\$30,000.00	\$30,000.00	\$30,000.00	\$0.00	No	N/A	20-Jan-22	15-Feb-22	30-Jun-22	SWAPNO	Not Started	Not Initiated	
SWAPNO	00090809	Services	Consulting Firm Services	Communications and Advocacy Services	Training on mobile money management and linkage with Financial Institutions	EA	1	\$20,000.00	\$20,000.00	\$20,000.00	\$0.00	No	N/A	1-Apr-22	1-May-22	30-Jun-22	SWAPNO	Not Started	Not Initiated	
SWAPNO	00090809	Services	Consulting Firm Services	Communications and Advocacy Services	Consult local business chambers, women group mobilisation, market leaders and	EA	1	\$20,000.00	\$20,000.00	\$20,000.00	\$0.00	No	N/A	1-Feb-22	10-Mar-22	30-Jun-22	SWAPNO	Not Started	Not Initiated	
SWAPNO	00090809	Services	Consulting Firm Services	Communications and Advocacy Services	Psychosocial Counseling to the productive age group women for formal sector	EA	1	\$25,000.00	\$25,000.00	\$25,000.00	\$0.00	No	N/A	15-Jan-22	15-Feb-22	30-Jun-22	SWAPNO	Not Started	Not Initiated	
SWAPNO	00090809	Services	Consulting Firm Services	Communications and Advocacy Services	Facilitate and motivate UPs to address VAW, Counselling and disseminate message	EA	1	\$35,000.00	\$35,000.00	\$35,000.00	\$0.00	No	N/A	20-Feb-22	1-Apr-22	30-Jun-22	SWAPNO	Not Started	Not Initiated	
Total									\$358,800.00	\$358,800.00	\$0.00									
Micro Purchasing :																				
SWAPNO	00090809	Services	Consulting Firm Services	Communications and Advocacy Services	Promote customised microinsurance products to SWAPNO II women for	EA	1	\$5,000.00	\$5,000.00	\$5,000.00	\$0.00	No	N/A	1-Feb-22	15-Feb-22	30-Jun-22	SWAPNO	Not Started	Not Initiated	
SWAPNO	00090809	Services	Consulting Firm Services	Communications and Advocacy Services	Organize joint ministry monitoring visit and capture (LGD,MOCAW,Planning) best	EA	1	\$10,000.00	\$10,000.00	\$10,000.00	\$0.00	No	N/A	1-Mar-22	15-May-22	30-Jun-22	SWAPNO	Not Started	Not Initiated	
Total									\$15,000.00	\$15,000.00	\$0.00									
Multi Year Contract :																				
SWAPNO	00090809	Services	Consulting Firm Services	Communications and Advocacy Services	Endline Survey on 3rd Cycle Beneficiaries	EA	1	\$58,500.00	\$58,500.00	\$14,600.00	\$0.00	No	N/A	1-Jul-21	18-Aug-21	30-Jun-22	SWAPNO	Contract Mngt	Rolled over from 2021	
SWAPNO	00090809	Services	Consulting Firm Services	Communications and Advocacy Services	Beneficiaries are trained and employed in Leather Industries	EA	1	\$172,000.00	\$172,000.00	\$111,500.00	\$0.00	No	N/A	1-Mar-21	17-Apr-21	30-Jun-22	SWAPNO	Contract Mngt	Rolled over from 2021	
SWAPNO	00090809	Services	Individual Consultant (IC) - Local	Communications and Advocacy Services	National Consultant-Research & Communications	EA	1	\$15,558.00	\$15,558.00	\$6,211.00	\$0.00	No	N/A	30-Jun-21	20-Mar-21	30-Jun-22	SWAPNO	Contract Mngt	Rolled over from 2021	
SWAPNO	00090809	Services	Individual Consultant (IC) - Local	Communications and Advocacy Services	National Consultant-Disaster Risk Reduction	EA	1	\$45,155.00	\$45,155.00	\$15,350.00	\$0.00	No	N/A	1-Jan-21	18-Feb-21	30-Jun-22	SWAPNO	Contract Mngt	Rolled over from 2021	
Total									\$291,213.00	\$147,661.00	\$0.00									
Total Estimated 2020 Procurement Plan (USD)									665,013.00	521,461.00	-									

DocuSigned by:


Kajal Chatterjee

30AD9C3C86E34A0
Kajal Chatterjee

08-Dec-2021

National Project Manager
SWAPNO Project
UNDP BangladeshPrasenjit Chakma
Assistant Resident Representative
Democratic Governance
UNDP Bangladesh

DocuSigned by:


03E9A14C1B4D4E3...
30-Dec-2021

Bureau: RBAP | Business Unit: Bangladesh | Project ID: 00090809 | Year: 2022 | Report Date: December 30, 2021

#	Request ID	Requester Name	Title of Procurement Action	Type of Procurement Action	Procurement Category	Estimated Contract Value (USD)	Is Amendment?	Amendment Value (USD)	Submission Date for Documents	Target Purchase Order Date (if Goods)	Planned Contract Start Date (if Civil)
1	BGD-0000164816	Suriya Zannat	Spot Check 2nd Round	Services	Audit Services	7,700	No	0			01-Jan-22
2	BGD-0000164817	Suriya Zannat	Spot Check 2nd Round	Services	Audit Services	7,600	No	0			01-Jan-22
3	BGD-0000164974	Suriya Zannat	NGO Financial Audit 2022	Services	Audit Services	7,300	No	0			01-Jan-22
4	BGD-0000164975	Suriya Zannat	NGO Financial Audit 2022	Services	Audit Services	5,300	No	0			01-Jan-22
5	BGD-0000165038	Mosle Uddin	National Consultant-Gender & Social Development	Individual Contract	Individual Consultants - National	23,800	No	0			01-Feb-22
6	BGD-0000165039	Mosle Uddin	Follow up and business development support to the enterprises	Services	Consultancy Services - Firms	50,000	No	0			01-Feb-22
7	BGD-0000165040	Mosle Uddin	Hydroponics farming & Demonstration plot development	Services	Consultancy Services - Firms	20,000	No	0			15-Feb-22
8	BGD-0000165041	Mosle Uddin	Capture empirical evidence on SWAPNO	Services	Consultancy Services - Firms	20,000	No	0			01-Mar-22
9	BGD-0000165042	Mosle Uddin	National Workshop	Services	Consultancy Services - Firms	60,000	No	0			05-Feb-22
10	BGD-0000165043	Mosle Uddin	Refreshers training of DMC at UP/Upazila level	Services	Consultancy Services - Firms	25,000	No	0			01-Apr-22
11	BGD-0000165044	Mosle Uddin	National Consultant-Advocacy on Fund Mobilization	Individual Contract	Individual Consultants - National	10,000	No	0			15-Feb-22
12	BGD-0000165045	Mosle Uddin	Market Assessment on Enterprise Development, Study on financial inclusion	Services	Consultancy Services - Firms	20,000	No	0			01-Apr-22
13	BGD-0000165046	Mosle Uddin	Consulting Firm Services-	Services	Consultancy Services - Firms	30,000	No	0			15-Feb-22

Bureau: RBAP | **Business Unit:** Bangladesh | **Project ID:** 00090809 | **Year:** 2022 | **Report Date:** December 30, 2021

14	BGD-0000165047	Mosle Uddin	Consulting Firm Services-Training on mobile money management	Services	Consultancy Services - Firms	20,000	No	0			01-May-22
15	BGD-0000165048	Mosle Uddin	Consulting Firm Services-Consult local business chambers and others	Services	Consultancy Services - Firms	20,000	No	0			10-Mar-22
16	BGD-0000165049	Mosle Uddin	Consulting Firm Services-Promote women in workplace environment	Services	Consultancy Services - Firms	25,000	No	0			15-Feb-22
17	BGD-0000165050	Mosle Uddin	Consulting Firm Services-Facilitate and motivate UPs to address VAW & others	Services	Consultancy Services - Firms	35,000	No	0			01-Apr-22
TOTAL						386,700		0			
Grand Total (Estimated Contract Value+ Amendment Value)								386,700			

Multi-Year Budget with UNDP Input - Version S

Award ID :	00081623
Award Title :	SWAPNO
Project ID :	00090809
Project Title :	Strengthening Women's Ability for Productive New Opportunities-SWAPNO

Multi Year Budget
For the period from 01 July 2014 to 30 June 2022

Country	Bangladesh
Budget Type	Cost Sharing
Version/Status	S

Amounts in US\$

Budgetary Account		Exp. Account		Imp. Agent		Fund		Donor		Amount in USD										
Code	Description	Code	Description	Activity ID	Imp. Agent	Description	Code	Description	Code	Description	2014	2015	2016	2017	2018	2019	2020	2021	2022	Total
64300	DPC	64300	Staff Mgmt Costs-IP Staff	Activity1	001981	UNDP	30000	Cost Sharing	12270	SDGF	-	-	4,353.00	-	-	-	-	-	-	4,353.00
64300	DPC	64300	Staff Mgmt Costs-IP Staff	Activity1	001981	UNDP	04000	TRAC	00012	UNDP	-	-	14,683.00	-	-	9,420.00	-	-	-	24,103.00
64300	StfMgmt-GS	64300	Staff Mgmt Costs - IP Staff	Activity1	001981	UNDP	30000	Cost Sharing	00555	SIDA	-	-	-	-	-	14,169.00	-	-	-	14,169.00
71300	Local consultant	71300	Local Consultant	Activity1	001981	UNDP	30000	Cost Sharing	00555	SIDA	-	-	-	-	-	1,657.07	8,992.32	-	6,296.00	16,945.39
71300	Local consultant	71300	Local Consultant	Activity1	001981	UNDP	30000	Cost Sharing	13182	MARICO	-	-	-	-	-	-	-	9,301.89	-	9,301.89
71400	CntractSrv	71400	Service Contract Individual	Activity1	001981	UNDP	30000	Cost Sharing	00555	SIDA	-	-	-	-	-	20,192.53	123,449.04	146,786.65	65,500.00	355,928.22
71600	Travel	71600	Travel	Activity1	001981	UNDP	04000	TRAC	00012	UNDP	-	-	6,989.54	1,452.09	910.44	2,041.22	-	-	367.70	11,760.99
71600	Travel	71600	Travel	Activity1	009368	ESDO	04000	TRAC	00012	UNDP	-	-	-	-	401.17	-	-	-	-	401.17
71600	Travel	71600	Travel	Activity1	011324	Shushilian	04000	TRAC	00012	UNDP	-	-	-	-	263.83	-	-	-	-	263.83
71600	Travel	71600	Travel	Activity1	001981	UNDP	30000	Cost Sharing	13182	MARICO	-	-	-	-	-	-	158.02	663.78	-	821.80
71600	Travel	71600	Travel	Activity1	009368	ESDO	30000	Cost Sharing	13182	MARICO	-	-	-	-	-	759.74	-	-	-	759.74
71600	Travel	71600	Travel	Activity1	009368	ESDO	30000	Cost Sharing	00555	SIDA	-	-	-	-	-	360.05	1,569.89	1,600.34	-	3,530.28
71600	Travel	71600	Travel	Activity1	011324	Shushilian	30000	Cost Sharing	13182	MARICO	-	-	-	-	-	412.24	161.43	47.20	-	620.87
71600	Travel	71600	Travel	Activity1	008059	NEX	04000	TRAC	00012	UNDP	-	-	-	-	-	848.56	387.16	-	-	1,235.72
71600	Travel	71600	Travel	Activity1	008059	NEX	30000	Cost Sharing	00555	SIDA	-	-	-	-	-	-	-	385.64	-	385.64
71600	Travel	71600	Travel	Activity1	009538	GUK	30000	Cost Sharing	00555	SIDA	-	-	-	-	-	176.78	134.59	375.04	-	686.41
71600	Travel	71600	Travel	Activity1	001981	UNDP	30000	Cost Sharing	12270	SDGF	-	-	-	13,348.27	-	-	-	-	-	13,348.27
71600	Travel	71600	Travel	Activity1	001981	UNDP	30000	Cost Sharing	00555	SIDA	-	-	-	-	-	-	6,652.67	5,175.91	11,000.00	22,828.58
71800	SC-IMP PR	71800	Contractual Services-Imp Partn	Activity1	009538	GUK	30000	Cost Sharing	00555	SIDA	-	-	-	-	-	6,294.16	28,518.05	29,826.91	-	64,639.12
71800	SC-IMP PR	71800	Contractual Services-Imp Partn	Activity1	009368	ESDO	30000	Cost Sharing	00555	SIDA	-	-	-	-	-	24,458.71	235,477.41	180,523.56	-	440,459.68
71800	SC-IMP PR	71800	Contractual Services-Imp Partn	Activity1	009368	ESDO	04000	TRAC	00012	UNDP	-	-	-	-	58,566.50	47,607.89	-	-	-	106,174.39
71800	SC-IMP PR	71800	Contractual Services-Imp Partn	Activity1	009368	ESDO	30000	Cost Sharing	12665	BSRM	-	-	-	-	-	52,564.60	-	-	-	52,564.60
71800	SC-IMP PR	71800	Contractual Services-Imp Partn	Activity1	009368	ESDO	30000	Cost Sharing	13182	MARICO	-	-	-	-	-	13,347.62	-	-	-	13,347.62
71800	SC-IMP PR	71800	Contractual Services-Imp Partn	Activity1	011324	Shushilian	04000	TRAC	00012	UNDP	-	-	-	-	44,395.76	19,946.76	-	-	-	64,342.52
71800	SC-IMP PR	71800	Contractual Services-Imp Partn	Activity1	011324	Shushilian	30000	Cost Sharing	13182	MARICO	-	-	-	-	-	50,018.27	10,180.68	17,434.47	-	77,633.42
72100	Contr-Cmpy	72100	Contractual Services-Companies	Activity1	009538	GUK	30000	Cost Sharing	00555	SIDA	-	-	-	-	-	483.72	2,058.09	1,606.67	-	4,148.48
72100	Contr-Cmpy	72100	Contractual Services-Companies	Activity1	009368	ESDO	30000	Cost Sharing	00555	SIDA	-	-	-	-	-	1,843.36	13,231.04	11,136.28	-	26,210.68
72100	Contr-Cmpy	72100	Contractual Services-Companies	Activity1	001981	UNDP	30000	Cost Sharing	12270	SDGF	-	59,351.41	-	112,919.97	-	-	-	-	-	172,271.38
72100	Contr-Cmpy	72100	Contractual Services-Companies	Activity1	008059	NEX	30000	Cost Sharing	12270	SDGF	-	-	-	10,103.97	-	-	-	-	-	10,103.97
72100	Contr-Cmpy	72100	Contractual Services-Companies	Activity1	001981	UNDP	30000	Cost Sharing	12665	BSRM	-	-	46,343.87	45,685.66	39,183.65	-	-	-	-	131,213.18
72100	Contr-Cmpy	72100	Contractual Services-Companies	Activity1	001981	UNDP	04000	TRAC	00012	UNDP	92,853.00	92,846.21	128,554.74	47,543.84	-	-	-	-	-	361,797.79
72100	Contr-Cmpy	72100	Contractual Services-Companies	Activity1	009368	ESDO	04000	TRAC	00012	UNDP	-	-	-	-	4,544.69	-	-	-	-	4,544.69
72100	Contr-Cmpy	72100	Contractual Services-Companies	Activity1	011324	Shushilian	04000	TRAC	00012	UNDP	-	-	-	-	1,940.04	-	-	-	-	1,940.04
72100	Contr-Cmpy	72100	Contractual Services-Companies	Activity1	009368	ESDO	30000	Cost Sharing	13182	MARICO	-	-	-	-	-	8,457.43	-	-	-	8,457.43
72100	Contr-Cmpy	72100	Contractual Services-Companies	Activity1	011324	Shushilian	30000	Cost Sharing	13182	MARICO	-	-	-	-	-	3,388.87	479.45	256.57	-	4,124.89
72100	Contr-Cmpy	72100	Contractual Services-Companies	Activity1	001981	UNDP	30000	Cost Sharing	00555	SIDA	-	-	-	-	-	-	121,694.32	121,782.60	171,500.00	414,976.92
72300	Matl&Goods	72300	Materials & Goods	Activity1	001981	UNDP	30000	Cost Sharing	00555	SIDA	-	-	-	-	-	-	-	155.38	-	155.38
72300	Matl&Goods	72300	Materials & Goods	Activity1	009368	ESDO	30000	Cost Sharing	00555	SIDA	-	-	-	-	-	-	18,079.72	-	-	18,079.72

DS
K

Budgetary Account		Exp. Account			Imp. Agent		Fund		Donor		Amount in USD									
Code	Description	Code	Description	Activity ID	Imp. Agent	Description	Code	Description	Code	Description	2014	2015	2016	2017	2018	2019	2020	2021	2022	Total
72300	Matl&Goods	72300	Materials & Goods	Activity1	009368	ESDO	30000	Cost Sharing	00555	SIDA	-	-	-	-	-	-	70,039.41	-	-	70,039.41
72400	Comm&AV	72400	Communic & Audio Visual Equip	Activity1	001981	UNDP	30000	Cost Sharing	00555	SIDA	-	-	-	-	-	-	1,168.19	1,676.47	1,000.00	3,844.66
72400	Comm&AV	72400	Communic & Audio Visual Equip	Activity1	009538	GUK	30000	Cost Sharing	00555	SIDA	-	-	-	-	-	35.36	141.48	106.00	-	282.84
72400	Comm&AV	72400	Communic & Audio Visual Equip	Activity1	009368	ESDO	30000	Cost Sharing	00555	SIDA	-	-	-	-	-	129.64	8,626.99	847.50	-	9,604.13
72400	Comm&AV	72400	Communic & Audio Visual Equip	Activity1	009368	ESDO	04000	TRAC	00012	UNDP	-	-	-	-	250.30	-	-	-	-	250.30
72400	Comm&AV	72400	Communic & Audio Visual Equip	Activity1	011324	Shushilan	04000	TRAC	00012	UNDP	-	-	-	-	460.05	-	-	-	-	460.05
72400	Comm&AV	72400	Communic & Audio Visual Equip	Activity1	008059	NEX	04000	TRAC	00012	UNDP	-	-	-	-	-	-	182.86	-	-	182.86
72400	Comm&AV	72400	Communic & Audio Visual Equip	Activity1	001981	UNDP	04000	TRAC	00012	UNDP	-	-	-	-	-	159.39	-	-	-	159.39
72400	Comm&AV	72400	Communic & Audio Visual Equip	Activity1	009368	ESDO	30000	Cost Sharing	13182	MARICO	-	-	-	-	-	501.61	-	-	-	501.61
72400	Comm&AV	72400	Communic & Audio Visual Equip	Activity1	011324	Shushilan	30000	Cost Sharing	13182	MARICO	-	-	-	-	-	3,157.13	318.14	186.94	-	3,662.21
72500	Supplies	72500	Stationery & Other Office Supplies	Activity1	009538	GUK	30000	Cost Sharing	00555	SIDA	-	-	-	-	-	58.92	195.87	173.31	-	428.10
72500	Supplies	72500	Stationery & Other Office Supplies	Activity1	009368	ESDO	30000	Cost Sharing	00555	SIDA	-	-	-	-	-	144.42	1,014.35	809.32	-	1,968.09
72500	Supplies	72500	Stationery & Other Office Supplies	Activity1	001981	UNDP	04000	TRAC	00012	UNDP	-	-	683.92	-	-	-	-	-	-	683.92
72500	Supplies	72500	Stationery & Other Office Supplies	Activity1	008059	NEX	04000	TRAC	00012	UNDP	-	-	-	-	-	-	217.90	-	-	217.90
72500	Supplies	72500	Stationery & Other Office Supplies	Activity1	009368	ESDO	04000	TRAC	00012	UNDP	-	-	-	-	219.35	-	-	-	-	219.35
72500	Supplies	72500	Stationery & Other Office Supplies	Activity1	011324	Shushilan	04000	TRAC	00012	UNDP	-	-	-	-	211.19	-	-	-	-	211.19
72500	Supplies	72500	Stationery & Other Office Supplies	Activity1	009368	ESDO	30000	Cost Sharing	13182	MARICO	-	-	-	-	-	427.85	-	-	-	427.85
72500	Supplies	72500	Stationery & Other Office Supplies	Activity1	011324	Shushilan	30000	Cost Sharing	13182	MARICO	-	-	-	-	-	360.59	156.73	61.22	-	578.54
72600	Grants	72600	Grants/Tenure bonus	Activity1	001981	UNDP	30000	Cost Sharing	12270	SDGF	-	93,361.89	-	-	-	-	-	-	-	93,361.89
72600	Grants	72600	Grants/Tenure bonus	Activity1	008059	NEX	30000	Cost Sharing	12270	SDGF	-	20,029.78	-	-	-	-	-	-	-	20,029.78
72600	Grants	72600	Grants/Tenure bonus	Activity1	001981	UNDP	04000	TRAC	00012	UNDP	-	107,773.17	-	-	-	-	-	-	-	107,773.17
72600	Grants	72600	Grants/Tenure bonus	Activity1	008059	NEX	04000	TRAC	00012	UNDP	-	93,355.53	-	-	-	-	-	-	-	93,355.53
72700	Hospitalty	72700	Hospitality/Catering	Activity1	008059	NEX	30000	Cost Sharing	12270	SDGF	-	-	-	2,148.12	-	-	-	-	-	2,148.12
72800	Infotecheq	72800	Information Technology Equipmt	Activity1	001981	UNDP	04000	TRAC	00012	UNDP	-	-	1,710.24	-	-	-	-	-	-	1,710.24
73100	Rent&Maint	73100	Rental & Maintenance-Premises	Activity1	009538	GUK	30000	Cost Sharing	00555	SIDA	-	-	-	-	-	47.20	91.51	88.05	-	226.76
73100	Rent&Maint	73100	Rental & Maintenance-Premises	Activity1	009368	ESDO	30000	Cost Sharing	00555	SIDA	-	-	-	-	-	118.33	538.72	312.67	-	969.72
73100	Rent&Maint	73100	Rental & Maintenance-Premises	Activity1	008059	NEX	04000	TRAC	00012	UNDP	-	-	-	-	-	-	144.88	-	-	144.88
73100	Rent&Maint	73100	Rental & Maintenance-Premises	Activity1	009368	ESDO	04000	TRAC	00012	UNDP	-	-	-	-	573.65	-	-	-	-	573.65
73100	Rent&Maint	73100	Rental & Maintenance-Premises	Activity1	011324	Shushilan	04000	TRAC	00012	UNDP	-	-	-	-	240.19	-	-	-	-	240.19
73100	Rent&Maint	73100	Rental & Maintenance-Premises	Activity1	009368	ESDO	30000	Cost Sharing	13182	MARICO	-	-	-	-	-	1,312.96	-	-	-	1,312.96
73100	Rent&Maint	73100	Rental & Maintenance-Premises	Activity1	011324	Shushilan	30000	Cost Sharing	00555	SIDA	-	-	-	-	-	-	-	-	-	-
73100	Rent&Maint	73100	Rental & Maintenance-Premises	Activity1	011324	Shushilan	30000	Cost Sharing	13182	MARICO	-	-	-	-	-	354.93	2.44	-	-	357.37
73400	Rntl&Maint	73400	Rental & Maint of Other Equip	Activity1	009538	GUK	30000	Cost Sharing	00555	SIDA	-	-	-	-	-	243.57	662.48	437.91	-	1,343.96
73400	Rntl&Maint	73400	Rental & Maint of Other Equip	Activity1	001981	UNDP	30000	Cost Sharing	00555	SIDA	-	-	-	-	-	-	666.90	164.19	-	831.09
73400	Rntl&Maint	73400	Rental & Maint of Other Equip	Activity1	009368	ESDO	30000	Cost Sharing	00555	SIDA	-	-	-	-	-	943.60	5,439.73	5,497.94	-	11,881.27
73400	Rntl&Maint	73400	Rental & Maint of Other Equip	Activity1	009368	ESDO	04000	TRAC	00012	UNDP	-	-	-	-	1,581.53	-	-	-	-	1,581.53
73300	Rent&Maint	73300	Rental & Maint of Info Tech Eq	Activity1	001981	UNDP	30000	Cost Sharing	00555	SIDA	-	-	-	-	-	2,779.11	-	-	-	2,779.11
73400	Rntl&Maint	73400	Rental & Maint of Other Equip	Activity1	011324	Shushilan	04000	TRAC	00012	UNDP	-	-	-	-	2,071.62	-	-	-	-	2,071.62
73400	Rntl&Maint	73400	Rental & Maint of Other Equip	Activity1	008059	NEX	04000	TRAC	00012	UNDP	-	-	-	-	-	-	96.71	-	-	96.71
74200	Audio/Visl	74200	Audio Visual&Print Prod Costs	Activity1	008059	NEX	04000	TRAC	00012	UNDP	-	-	-	-	-	469.06	223.50	-	-	692.56
73400	Rntl&Maint	73400	Rental & Maint of Other Equip	Activity1	009368	ESDO	30000	Cost Sharing	13182	MARICO	-	-	-	-	-	3,196.59	-	-	-	3,196.59
73400	Rntl&Maint	73400	Rental & Maint of Other Equip	Activity1	001981	UNDP	30000	Cost Sharing	13182	MARICO	-	-	-	-	-	-	80.48	-	-	80.48
73400	Rntl&Maint	73400	Rental & Maint of Other Equip	Activity1	011324	Shushilan	30000	Cost Sharing	13182	MARICO	-	-	-	-	-	3,695.57	954.64	393.60	-	5,043.81

DS
kl

Budgetary Account		Exp. Account			Imp. Agent		Fund		Donor		Amount in USD									
Code	Description	Code	Description	Activity ID	Imp. Agent	Description	Code	Description	Code	Description	2014	2015	2016	2017	2018	2019	2020	2021	2022	Total
73400	Rnt&Maint	73400	Rental & Maint of Other Equip	Activity1	001981	UNDP	04000	TRAC	00012	UNDP	-	-	-	-	1,203.81	-	131.41	-	-	1,335.22
74100	Prof Srvc	74100	Professional Services	Activity1	009368	ESDO	04000	TRAC	00012	UNDP	-	-	-	-	477.00	-	-	-	-	477.00
74100	Prof Srvc	74100	Professional Services	Activity1	009368	ESDO	30000	Cost Sharing	00555	SIDA	-	-	-	-	-	-	1,428.74	-	-	1,428.74
74100	Prof Srvc	74100	Professional Services	Activity1	009368	ESDO	30000	Cost Sharing	13182	MARICO	-	-	-	-	-	471.42	-	-	-	471.42
74100	Prof Srvc	74100	Professional Services	Activity1	009538	GUK	30000	Cost Sharing	00555	SIDA	-	-	-	-	-	-	-	472.78	-	472.78
74200	AudioVisl	74200	Audio Visual&Print Prod Costs	Activity1	001981	UNDP	04000	TRAC	00012	UNDP	-	-	1,568.50	-	-	8,084.65	-	-	-	9,653.15
74200	AudioVisl	74200	Audio Visual&Print Prod Costs	Activity1	008059	NEX	30000	Cost Sharing	12270	SDGF	-	-	-	613.59	-	-	-	-	-	613.59
74200	AudioVisl	74200	Audio Visual&Print Prod Costs	Activity1	001981	UNDP	30000	Cost Sharing	13182	MARICO	-	-	-	-	11,516.73	-	-	-	-	11,516.73
74200	AudioVisl	74200	Audio Visual&Print Prod Costs	Activity1	001981	UNDP	30000	Cost Sharing	00555	SIDA	-	-	-	-	-	-	270.29	-	-	270.29
74500	MiscEx	74500	Miscellaneous Expenses	Activity1	009368	ESDO	30000	Cost Sharing	00555	SIDA	-	-	-	-	-	53.03	622.02	437.03	-	1,112.08
74500	MiscEx	74500	Miscellaneous Expenses	Activity1	001981	UNDP	30000	Cost Sharing	12270	SDGF	-	-	1,866.00	-	-	-	-	-	-	1,866.00
74500	MiscEx	74500	Miscellaneous Expenses	Activity1	001981	UNDP	04000	TRAC	00012	UNDP	-	-	6,293.18	-	-	2,625.00	-	-	-	8,918.18
74500	MiscEx	74500	Miscellaneous Expenses	Activity1	008059	NEX	04000	TRAC	00012	UNDP	-	-	-	-	-	-	136.89	-	-	136.89
74500	MiscEx	74500	Miscellaneous Expenses	Activity1	009368	ESDO	04000	TRAC	00012	UNDP	-	-	-	-	256.25	-	-	-	-	256.25
74500	MiscEx	74500	Miscellaneous Expenses	Activity1	009368	ESDO	30000	Cost Sharing	13182	MARICO	-	-	-	-	-	595.65	-	-	-	595.65
75100	F&A	75100	Facilities & Administration	Activity1	009538	GUK	30000	Cost Sharing	00555	SIDA	-	-	-	-	-	589.44	2,551.34	1,965.50	-	5,106.28
75100	F&A	75100	Facilities & Administration	Activity1	011324	Shushilian	30000	Cost Sharing	00555	SIDA	-	-	-	-	-	-	-	49.55	-	49.55
75100	F&A	75100	Facilities & Administration	Activity1	009368	ESDO	30000	Cost Sharing	00555	SIDA	-	-	-	-	-	2,256.55	30,269.47	13,551.50	-	46,077.52
75100	F&A	75100	Facilities & Administration	Activity1	001981	UNDP	30000	Cost Sharing	12665	BSRM	-	-	3,707.50	3,654.85	3,134.69	-	-	-	-	10,497.04
75100	F&A	75100	Facilities & Administration	Activity1	001981	UNDP	30000	Cost Sharing	12270	SDGF	-	13,819.44	3,012.50	17,146.14	-	-	-	-	-	33,978.08
75100	F&A	75100	Facilities & Administration	Activity1	009368	ESDO	30000	Cost Sharing	13182	MARICO	-	-	-	-	-	2,402.78	-	-	-	2,402.78
75100	F&A	75100	Facilities & Administration	Activity1	011324	Shushilian	30000	Cost Sharing	13182	MARICO	-	-	-	-	-	5,561.19	997.25	-	-	6,558.44
75100	F&A	75100	Facilities & Administration	Activity1	009368	ESDO	30000	Cost Sharing	12665	BSRM	-	-	-	-	-	4,205.17	-	-	-	4,205.17
75100	F&A	75100	Facilities & Administration	Activity1	001981	UNDP	30000	Cost Sharing	13182	MARICO	-	-	-	-	-	-	19.08	2,275.13	-	2,294.21
75100	F&A	75100	Facilities & Administration	Activity1	008059	NEX	30000	Cost Sharing	13182	MARICO	-	-	-	-	-	3,853.38	-	-	-	3,853.38
74500	MiscExp	74500	Miscellaneous Expenses	Activity1	001981	UNDP	30000	Cost Sharing	00555	SIDA	-	-	-	-	-	7,485.00	-	-	-	7,485.00
75100	F&A	75100	Facilities & Administration	Activity1	008059	NEX	30000	Cost Sharing	00555	SIDA	-	-	-	-	-	-	33.93	311.16	-	345.09
75100	F&A	75100	Facilities & Administration	Activity1	001981	UNDP	30000	Cost Sharing	00555	SIDA	-	-	-	-	-	3,711.73	21,242.85	30,075.58	25,864.00	80,894.16
75700	TR,WKSP,CF	75700	Training, Workshops and Confer	Activity1	009538	GUK	30000	Cost Sharing	00555	SIDA	-	-	-	-	-	28.29	89.62	162.36	-	280.27
75700	TR,WKSP,CF	75700	Training, Workshops and Confer	Activity1	009368	ESDO	30000	Cost Sharing	00555	SIDA	-	-	-	-	-	155.74	22,300.29	1,411.53	-	23,867.56
75700	TR,WKSP,CF	75700	Training, Workshops and Confer	Activity1	001981	UNDP	04000	TRAC	00012	UNDP	-	-	76,416.20	-	-	-	626.50	-	-	77,042.70
75700	TR,WKSP,CF	75700	Training, Workshops and Confer	Activity1	008059	NEX	04000	TRAC	00012	UNDP	-	-	-	-	39,722.31	6,299.08	291.99	-	-	46,313.38
75700	TR,WKSP,CF	75700	Training, Workshops and Confer	Activity1	009368	ESDO	04000	TRAC	00012	UNDP	-	-	-	-	430.74	-	-	-	-	430.74
75700	TR,WKSP,CF	75700	Training, Workshops and Confer	Activity1	011324	Shushilian	04000	TRAC	00012	UNDP	-	-	-	-	858.13	-	-	-	-	858.13
75700	TR,WKSP,CF	75700	Training, Workshops and Confer	Activity1	009368	ESDO	30000	Cost Sharing	13182	MARICO	-	-	-	-	-	963.80	-	-	-	963.80
75700	TR,WKSP,CF	75700	Training, Workshops and Confer	Activity1	011324	Shushilian	30000	Cost Sharing	13182	MARICO	-	-	-	-	-	8,127.22	212.09	93.47	-	8,432.78
75700	TR,WKSP,CF	75700	Training, Workshops and Confer	Activity1	011324	Shushilian	30000	Cost Sharing	00555	SIDA	-	-	-	-	-	-	-	619.39	-	619.39
75700	TR,WKSP,CF	75700	Training, Workshops and Confer	Activity1	008059	NEX	30000	Cost Sharing	12270	SDGF	-	-	36,816.76	105,810.84	-	-	-	-	-	142,627.60
75700	TR,WKSP,CF	75700	Training, Workshops and Confer	Activity1	008059	NEX	30000	Cost Sharing	13182	MARICO	-	-	-	-	82,407.85	48,167.28	-	-	-	130,575.13
75700	TR,WKSP,CF	75700	Training, Workshops and Confer	Activity1	001981	UNDP	30000	Cost Sharing	00555	SIDA	-	-	-	-	-	113.94	2,641.98	146,667.81	68,000.00	217,423.73
75700	TR,WKSP,CF	75700	Training, Workshops and Confer	Activity1	008059	NEX	30000	Cost Sharing	00555	SIDA	-	-	-	-	-	-	38.44	3,889.45	-	3,927.89
76100	FXCurrLoss	76100	Foreign Exchange Currency Loss	Activity1	001981	UNDP	04000	TRAC	00012	UNDP	-	(292.50)	(2,282.79)	(210.16)	1.55	-	(6.71)	-	-	(2,790.61)
76100	FXCurrLoss	76100	Foreign Exchange Currency Loss	Activity1	009368	ESDO	04000	TRAC	00012	UNDP	-	-	-	-	(430.50)	(119.19)	-	-	-	(549.69)
76100	FXCurrLoss	76100	Foreign Exchange Currency Loss	Activity1	009368	ESDO	30000	Cost Sharing	13182	MARICO	-	-	-	-	-	(43.36)	-	-	-	(43.36)

DS


Budgetary Account		Exp. Account			Imp. Agent		Fund		Donor		Amount in USD									
Code	Description	Code	Description	Activity ID	Imp. Agent	Description	Code	Description	Code	Description	2014	2015	2016	2017	2018	2019	2020	2021	2022	Total
76100	FXCurrLoss	76100	Foreign Exchange Currency Loss	Activity1	009368	ESDO	30000	Cost Sharing	12865	BSRM	-	-	-	-	-	(62.62)	-	-	-	(62.62)
76100	FXCurrLoss	76100	Foreign Exchange Currency Loss	Activity1	011324	Shushilan	30000	Cost Sharing	13182	MARICO	-	-	-	-	-	(125.16)	-	(28.93)	-	(154.09)
76100	FXCurrLoss	76100	Foreign Exchange Currency Loss	Activity1	011324	Shushilan	04000	TRAC	00012	UNDP	-	-	-	-	(342.59)	15.44	-	-	-	(327.15)
76100	FXCurrLoss	76100	Foreign Exchange Currency Loss	Activity1	011324	Shushilan	30000	Cost Sharing	00555	SIDA	-	-	-	-	-	-	-	1.13	-	1.13
76100	FXCurrLoss	76100	Foreign Exchange Currency Loss	Activity1	001981	UNDP	30000	Cost Sharing	00555	SIDA	-	-	-	-	-	-	(30.87)	(137.80)	-	(168.67)
76100	FXCurrLoss	76100	Foreign Exchange Currency Loss	Activity1	009368	ESDO	30000	Cost Sharing	00555	SIDA	-	-	-	-	-	-	(20.69)	(419.69)	-	(440.38)
76100	FXCurrLoss	76100	Foreign Exchange Currency Loss	Activity1	009538	GUK	30000	Cost Sharing	00555	SIDA	-	-	-	-	-	-	(8.26)	(68.46)	-	(76.72)
76100	FXCurrLoss	76100	Foreign Exchange Currency Loss	Activity1	008059	UNDP	04000	TRAC	00012	UNDP	-	-	-	-	-	(11.09)	-	-	-	(11.09)
76100	FXCurrLoss	76100	Foreign Exchange Currency Loss	Activity1	008059	UNDP	30000	Cost Sharing	13182	MARICO	-	-	-	-	-	(110.31)	-	-	-	(110.31)
76100	FXCurrLoss	76100	Foreign Exchange Currency Loss	Activity1	001981	UNDP	30000	Cost Sharing	00555	SIDA	-	-	-	-	-	(0.10)	-	-	-	(0.10)
76100	FXCurrLoss	76100	Foreign Exchange Currency Loss	Activity1	001981	UNDP	30000	Cost Sharing	13182	MARICO	-	-	-	-	82.87	0.37	-	(8.30)	-	74.94
76100	FXCurrLoss	76100	Foreign Exchange Currency Loss	Activity1	001981	UNDP	30000	Cost Sharing	12270	SDGF	-	(528.94)	-	(9.17)	-	-	-	-	-	(538.11)
Sub total: Activity1											92,853.00	479,715.99	330,716.16	360,208.01	295,132.80	401,878.73	746,411.08	739,116.26	349,160.00	3,795,192.03
71600	Travel	71600	Travel	Activity2	001981	UNDP	04000	TRAC	00012	UNDP	-	-	102.07	-	-	-	-	-	-	102.07
71600	Travel	71600	Travel	Activity2	001981	UNDP	30000	Cost Sharing	00555	SIDA	-	-	-	-	-	-	-	326.13	3,000.00	3,326.13
71300	Travel	71300	Travel	Activity2	001981	UNDP	30000	Cost Sharing	00555	SIDA	-	-	-	-	-	-	96.66	-	-	96.66
72100	Contr-Cmpy	72100	Contractual Services-Companies	Activity2	001981	UNDP	04000	TRAC	00012	UNDP	-	-	54,497.57	-	-	-	-	-	-	54,497.57
72100	Contr-Cmpy	72100	Contractual Services-Companies	Activity2	001981	UNDP	30000	Cost Sharing	00555	SIDA	-	-	-	-	-	-	174,194.84	-	-	174,194.84
72300	Matl&Goods	72300	Materials & Goods	Activity2	009538	GUK	30000	Cost Sharing	00555	SIDA	-	-	-	-	-	-	9,384.32	-	-	9,384.32
72500	Supplies	72500	Supplies	Activity2	001981	UNDP	04000	TRAC	00012	UNDP	-	-	1,136.84	-	-	-	-	-	-	1,136.84
72500	Supplies	72500	Supplies	Activity2	001981	UNDP	30000	Cost Sharing	00555	SIDA	-	-	-	-	-	-	3,958.84	-	-	3,958.84
73400	Rntl&Maint	73400	Rental & Maint of Other Equip	Activity2	001981	UNDP	30000	Cost Sharing	00555	SIDA	-	-	-	-	-	-	-	87.62	-	87.62
74200	AudioVisl	74200	Audio Visual&Print Prod Costs	Activity2	001981	UNDP	04000	TRAC	00012	UNDP	-	-	2,186.92	4,368.56	-	7,718.57	-	-	-	14,274.05
74200	AudioVisl	74200	Audio Visual&Print Prod Costs	Activity2	001981	UNDP	30000	Cost Sharing	00555	SIDA	-	-	-	-	-	-	24,279.00	3,602.28	-	27,881.28
75100	F&A	75100	Facilities & Administration	Activity2	001981	UNDP	30000	Cost Sharing	12270	SDGF	-	-	-	523.93	-	-	-	-	-	523.93
75100	F&A	75100	Facilities & Administration	Activity2	001981	UNDP	30000	Cost Sharing	13182	MARICO	-	-	-	-	-	1,262.98	-	1,261.17	-	2,524.15
75100	F&A	75100	Facilities & Administration	Activity2	001981	UNDP	30000	Cost Sharing	00555	SIDA	-	-	-	-	-	-	16,599.82	2,617.67	1,840.00	21,057.49
75100	F&A	75100	Facilities & Administration	Activity2	009538	GUK	30000	Cost Sharing	00555	SIDA	-	-	-	-	-	-	750.75	-	-	750.75
75700	TR,WKSP,CF	75700	Training, Workshops and Confer	Activity2	008059	NEX	04000	TRAC	00012	UNDP	-	-	4,498.40	41,553.76	33,502.71	1,145.55	-	-	-	80,700.42
75700	TR,WKSP,CF	75700	Training, Workshops and Confer	Activity2	008059	NEX	30000	Cost Sharing	12270	SDGF	-	-	-	7,484.73	-	-	-	-	-	7,484.73
75700	TR,WKSP,CF	75700	Training, Workshops and Confer	Activity2	001981	UNDP	30000	Cost Sharing	00555	SIDA	-	-	-	-	-	-	4,968.36	28,704.79	20,000.00	53,673.15
75700	TR,WKSP,CF	75700	Training, Workshops and Confer	Activity2	001981	UNDP	30000	Cost Sharing	13182	MARICO	-	-	-	-	-	15,787.27	-	15,764.66	-	31,551.93
76100	FXCurrLoss	76100	Foreign Exchange Currency Loss	Activity2	001981	UNDP	30000	Cost Sharing	13182	MARICO	-	-	-	-	-	-	-	(13.26)	-	(13.26)
76100	FXCurrLoss	76100	Foreign Exchange Currency Loss	Activity2	009538	GUK	30000	Cost Sharing	00555	SIDA	-	-	-	-	-	-	(4.75)	-	-	(4.75)
76100	FXCurrLoss	76100	Foreign Exchange Currency Loss	Activity2	001981	UNDP	30000	Cost Sharing	00555	SIDA	-	-	-	-	-	-	(4.56)	(52.84)	-	(57.40)
76100	FXCurrLoss	76100	Foreign Exchange Currency Loss	Activity2	001981	UNDP	04000	TRAC	00012	UNDP	-	-	0.70	(26.80)	-	(19.88)	-	-	-	(45.98)
Sub total: Activity2											-	-	62,422.50	53,904.18	33,502.71	25,894.49	234,223.28	52,298.22	24,840.00	487,085.38

DS


Budgetary Account		Exp. Account			Imp. Agent		Fund		Donor		Amount in USD									
Code	Description	Code	Description	Activity ID	Imp. Agent	Description	Code	Description	Code	Description	2014	2015	2016	2017	2018	2019	2020	2021	2022	Total
71400	ContractSrv	71400	Service Contract Individual	Activity3	001981	UNDP	30000	Cost Sharing	00555	SIDA	-	-	-	-	-	-	30,818.57	32,165.25	-	62,983.82
71300	Travel	71300	Travel	Activity3	001981	UNDP	30000	Cost Sharing	00555	SIDA	-	-	-	-	-	-	-	-	23,800.00	23,800.00
71600	Travel	71600	Travel	Activity3	001981	UNDP	04000	TRAC	00012	UNDP	-	-	-	-	312.07	-	-	-	-	312.07
71600	Travel	71600	Travel	Activity3	001981	UNDP	30000	Cost Sharing	13182	Marico	-	-	-	-	-	-	458.71	-	-	458.71
71600	Travel	71600	Travel	Activity3	001981	UNDP	30000	Cost Sharing	00555	SIDA	-	-	-	-	-	-	79.01	1,105.73	-	1,184.74
73400	Rntl&Maint	73400	Rental & Maint of Other Equip	Activity3	001981	UNDP	30000	Cost Sharing	00555	SIDA	-	-	-	-	-	-	91.10	-	-	91.10
73400	Rntl&Maint	73400	Rental & Maint of Other Equip	Activity3	001981	UNDP	30000	Cost Sharing	13182	Marico	-	-	-	-	-	-	196.46	-	-	196.46
72400	Comm&AV	72400	Communic & Audio Visual Equip	Activity3	001981	UNDP	30000	Cost Sharing	00555	SIDA	-	-	-	-	-	-	123.76	253.56	5,000.00	5,377.32
74200	AudioVisl	74200	Audio Visual&Print Prod Costs	Activity3	001981	UNDP	30000	Cost Sharing	00555	SIDA	-	-	-	-	-	-	6,796.36	-	2,500.00	9,296.36
75700	TR,WKSP,CF	75700	Training, Workshops and Confer	Activity3	008059	NEX	04000	TRAC	00012	UNDP	-	-	87,023.19	-	-	-	-	-	-	87,023.19
75700	TR,WKSP,CF	75700	Training, Workshops and Confer	Activity3	001981	UNDP	30000	Cost Sharing	00555	SIDA	-	-	-	-	-	-	3,541.27	-	10,000.00	13,541.27
72100	Contr-Cmpy	72100	Contractual Services-Companies	Activity3	008059	NEX	30000	Cost Sharing	12270	SDGF	-	-	-	5,676.62	-	-	-	-	-	5,676.62
72100	Contr-Cmpy	72100	Contractual Services-Companies	Activity3	001981	UNDP	30000	Cost Sharing	00555	SIDA	-	-	-	-	-	-	56,885.51	-	5,000.00	61,885.51
75100	F&A	75100	Facilities & Administration	Activity3	001981	UNDP	30000	Cost Sharing	00555	SIDA	-	-	-	-	-	-	7,866.86	2,681.96	3,704.00	14,252.82
75100	F&A	75100	Facilities & Administration	Activity3	001981	UNDP	30000	Cost Sharing	13182	Marico	-	-	-	-	-	-	52.42	-	-	52.42
76100	FXCurrLoss	76100	Foreign Exchange Currency Loss	Activity3	001981	UNDP	30000	Cost Sharing	00555	SIDA	-	-	-	-	-	-	(0.40)	-	-	(0.40)
75100	F&A	75100	Facilities & Administration	Activity3	001981	UNDP	30000	Cost Sharing	12270	SDGF	-	-	-	397.37	-	-	-	-	-	397.37
Sub total: Activity3											-	-	87,023.19	6,073.99	312.07	-	106,909.63	36,206.50	50,004.00	286,529.38
71400	ContractSrv	71400	Service Contract Individual	Activity4	001981	UNDP	30000	Cost Sharing	00555	SIDA	-	-	-	-	-	-	51,966.45	40,529.56	22,500.00	114,996.01
71600	Travel	71600	Travel	Activity4	001981	UNDP	04000	TRAC	00012	UNDP	-	-	-	5,481.10	-	756.66	-	-	-	6,237.76
71600	Travel	71600	Travel	Activity4	008059	NEX	04000	TRAC	00012	UNDP	-	-	-	390.55	-	-	53.00	-	-	443.55
71600	Travel	71600	Travel	Activity4	001981	UNDP	30000	Cost Sharing	00555	SIDA	-	-	-	-	-	-	423.56	-	-	423.56
71600	Travel	71600	Travel	Activity4	001981	UNDP	30000	Cost Sharing	13182	MARICO	-	-	-	-	-	-	379.90	-	-	379.90
72100	Contr-Cmpy	72100	Contractual Services-Companies	Activity4	001981	UNDP	30000	Cost Sharing	00555	SIDA	-	-	-	-	-	-	-	-	10,000.00	10,000.00
72100	Contr-Cmpy	72100	Contractual Services-Companies	Activity4	008059	NEX	30000	TRAC	00012	UNDP	-	-	-	-	-	5,213.39	-	-	-	5,213.39
72100	Contr-Cmpy	72100	Contractual Services-Companies	Activity4	001981	UNDP	30000	Cost Sharing	13182	MARICO	-	-	-	-	-	-	-	-	-	-
72100	Contr-Cmpy	72100	Contractual Services-Companies	Activity4	008059	NEX	30000	Cost Sharing	13182	MARICO	-	-	-	-	-	-	-	-	47,248.76	47,248.76
75100	F&A	75100	Facilities & Administration	Activity4	008059	NEX	30000	Cost Sharing	13182	MARICO	-	-	-	-	-	-	-	-	3,779.90	3,779.90
72200	Equip&Furn	72200	Equipment and Furniture	Activity4	001981	UNDP	30000	Cost Sharing	13182	MARICO	-	-	-	-	-	-	2,119.03	-	-	2,119.03
72300	Matl&Goods	72300	Materials and Goods	Activity4	001981	UNDP	04000	TRAC	00012	UNDP	-	32,921.21	-	15,699.63	-	2,306.44	-	-	-	50,927.28
72400	Comm&AV	72400	Communic & Audio Visual Equip	Activity4	001981	UNDP	30000	Cost Sharing	00555	SIDA	-	-	-	-	-	-	494.97	330.01	450.00	1,274.98
72500	Supplies	72500	Supplies	Activity4	001981	UNDP	04000	TRAC	00012	UNDP	-	1,196.48	-	-	-	-	-	-	-	1,196.48
72500	Supplies	72500	Supplies	Activity4	008059	NEX	04000	TRAC	00012	UNDP	-	-	-	3,186.90	-	-	-	-	-	3,186.90
72600	Grants	72600	Grants/Tenure bonus	Activity4	001981	UNDP	30000	Cost Sharing	12270	SDGF	-	355,112.75	-	-	-	-	-	-	-	355,112.75
72600	Grants	72600	Grants/Wages	Activity4	008059	NEX	04000	TRAC	00012	UNDP	-	392,840.35	-	-	-	-	-	-	-	392,840.35
72600	Grants	72600	Grants/Wages	Activity4	001981	UNDP	04000	TRAC	00012	UNDP	-	216,124.69	-	-	-	-	-	-	-	216,124.69
73400	Rntl&Maint	73400	Rental & Maint of Other Equip	Activity4	001981	UNDP	30000	Cost Sharing	00555	SIDA	-	-	-	-	-	-	64.86	-	-	64.86
73400	Rntl&Maint	73400	Rental & Maint of Other Equip	Activity4	001981	UNDP	30000	Cost Sharing	13182	MARICO	-	-	-	-	-	-	131.58	-	-	131.58
74200	AudioVisl	74200	Audio Visual&Print Prod Costs	Activity4	008059	NEX	04000	TRAC	00012	UNDP	-	-	-	-	-	84.86	-	-	-	84.86
74500	MiscEx	74500	Miscellaneous Expenses	Activity4	008059	NEX	04000	TRAC	00012	UNDP	-	-	4,008.01	-	89.52	-	-	-	-	4,097.53
74500	MiscEx	74500	Miscellaneous Expenses	Activity4	008059	NEX	30000	Cost Sharing	12270	SDGF	-	-	-	805.14	-	-	-	-	-	805.14
74700	TransShip	74700	Transport Shipping and Handle	Activity4	008059	NEX	04000	TRAC	00012	UNDP	-	-	-	-	-	909.84	-	-	-	909.84
75100	F&A	75100	Facilities & Administration	Activity4	001981	UNDP	30000	Cost Sharing	12270	SDGF	-	28,711.03	-	-	-	-	-	-	-	28,767.39

DS
kl

Budgetary Account		Exp. Account			Imp. Agent		Fund		Donor		Amount in USD									
Code	Description	Code	Description	Activity ID	Imp. Agent	Description	Code	Description	Code	Description	2014	2015	2016	2017	2018	2019	2020	2021	2022	Total
75100	F&A	75100	Facilities & Administration	Activity4	001981	UNDP	30000	Cost Sharing	13182	MARICO	-	-	-	-	-	-	210.44	-	-	210.44
75100	F&A	75100	Facilities & Administration	Activity4	001981	UNDP	30000	Cost Sharing	00555	SIDA	-	-	-	-	-	-	4,396.23	2,031.82	2,636.00	9,064.05
75700	TR,WKSP,CF	75700	Training, Workshops and Confer	Activity4	008059	NEX	30000	Cost Sharing	12270	SDGF	-	3,775.08	-	-	-	-	-	-	-	3,775.08
75700	TR,WKSP,CF	75700	Training, Workshops and Confer	Activity4	001981	UNDP	30000	Cost Sharing	00555	SIDA	-	-	-	-	-	-	2,002.97	-	-	2,002.97
75700	TR,WKSP,CF	75700	Training, Workshops and Confer	Activity4	008059	NEX	04000	TRAC	00012	UNDP	-	-	30,691.65	-	-	-	-	-	-	30,691.65
76100	FXCurrLoss	76100	Foreign Exchange Currency Loss	Activity4	001981	UNDP	04000	TRAC	00012	UNDP	-	-	-	(57.04)	(2.36)	-	-	-	-	(59.40)
76100	FXCurrLoss	76100	Foreign Exchange Currency Loss	Activity4	001981	UNDP	30000	Cost Sharing	00555	SIDA	-	-	-	-	-	-	3.16	-	-	3.16
76100	FXCurrLoss	76100	Foreign Exchange Currency Loss	Activity4	001981	UNDP	30000	Cost Sharing	12270	SDGF	-	(1,391.24)	-	-	-	-	-	-	-	(1,391.24)
Sub total: Activity4											-	1,029,290.35	34,699.66	25,562.64	87.16	9,271.19	62,246.15	93,920.05	35,586.00	1,290,663.20
71300	Local consultant	71300	Local Consultant	Activity5	001981	UNDP	30000	Cost Sharing	00555	SIDA	-	-	-	-	-	-	18,942.58	29,931.53	15,350.00	64,224.11
71600	Travel	71600	Travel	Activity5	001981	UNDP	30000	Cost Sharing	13182	MARICO	-	-	-	-	-	-	300.69	-	-	300.69
71600	Travel	71600	Travel	Activity5	001981	UNDP	04000	TRAC	00012	UNDP	-	-	-	-	-	-	-	158.08	-	158.08
71600	Travel	71600	Travel	Activity5	001981	UNDP	30000	Cost Sharing	00555	SIDA	-	-	-	-	-	-	-	268.76	3,000.00	3,268.76
72100	Contr-Cmpy	72100	Contractual Services-Companies	Activity5	001981	UNDP	30000	Cost Sharing	00555	SIDA	-	-	-	-	-	-	7,212.85	57,835.21	10,000.00	75,048.06
73400	Rntl&Maint	73400	Rental & Maint of Other Equip	Activity5	001981	UNDP	30000	Cost Sharing	13182	Marico	-	-	-	-	-	-	94.34	-	-	94.34
72400	Comm&AV	72400	Communic & Audio Visual Equip	Activity5	001981	UNDP	30000	Cost Sharing	00555	SIDA	-	-	-	-	-	-	124.95	-	-	124.95
72500	Supplies	72500	Supplies	Activity5	001981	UNDP	04000	TRAC	00012	UNDP	-	-	-	-	-	-	330.77	-	-	330.77
74200	AudioVisl	74200	Audio Visual&Print Prod Costs	Activity5	001981	UNDP	30000	Cost Sharing	00555	SIDA	-	-	-	-	-	-	1,358.56	-	-	1,358.56
74700	TransShip	74700	Transport Shipping and Handle	Activity5	001981	UNDP	04000	TRAC	00012	UNDP	-	-	-	-	-	-	3,687.55	-	-	3,687.55
74700	TransShip	74700	Transport Shipping and Handle	Activity5	001981	UNDP	30000	Cost Sharing	00555	SIDA	-	-	-	-	-	-	3,162.07	-	-	3,162.07
75100	F&A	75100	Facilities & Administration	Activity5	001981	UNDP	30000	Cost Sharing	00555	SIDA	-	-	-	-	-	-	3,235.79	10,907.14	2,268.00	16,410.93
75100	F&A	75100	Facilities & Administration	Activity5	001981	UNDP	30000	Cost Sharing	13182	Marico	-	-	-	-	-	-	31.60	6,405.06	-	6,436.66
75700	TR,WKSP,CF	75700	Training, Workshops and Confer	Activity5	001981	UNDP	30000	Cost Sharing	13182	Marico	-	-	-	-	-	-	-	80,063.23	-	80,063.23
75700	TR,WKSP,CF	75700	Training, Workshops and Confer	Activity5	001981	UNDP	30000	Cost Sharing	00555	SIDA	-	-	-	-	-	-	9,646.53	48,303.73	-	57,950.26
76100	FXCurrLoss	76100	Foreign Exchange Currency Loss	Activity5	001981	UNDP	30000	Cost Sharing	13182	Marico	-	-	-	-	-	-	-	(72.93)	-	(72.93)
76100	FXCurrLoss	76100	Foreign Exchange Currency Loss	Activity5	001981	UNDP	04000	TRAC	00012	UNDP	-	-	-	-	-	-	0.39	-	-	0.39
76100	FXCurrLoss	76100	Foreign Exchange Currency Loss	Activity5	001981	UNDP	30000	Cost Sharing	00555	SIDA	-	-	-	-	-	-	6.36	(5.68)	-	0.68
Sub total: Activity5											-	-	-	-	-	-	48,135.03	233,794.13	30,618.00	312,547.16
71200	Int'l consultant	71200	International Consultant	Activity6	001981	UNDP	30000	Cost Sharing	00555	SIDA	-	-	-	-	-	2,730.00	13,440.00	-	10,000.00	26,170.00
71300	Local consultant	71300	Local Consultant	Activity6	001981	UNDP	30000	Cost Sharing	12270	SDGF	-	-	2,954.76	-	-	-	-	-	-	2,954.76
71300	Local consultant	71300	Local Consultant	Activity6	001981	UNDP	04000	TRAC	00012	UNDP	-	-	-	-	28,409.32	36,803.63	10,286.97	-	10,000.00	85,499.92
71300	Local consultant	71300	Local Consultant	Activity6	001981	UNDP	30000	Cost Sharing	12935	Bank Asia	-	-	-	-	6,240.26	-	-	-	-	6,240.26
71300	Local consultant	71300	Local Consultant	Activity6	001981	UNDP	30000	Cost Sharing	00555	SIDA	-	-	-	-	-	10,587.74	11,075.57	-	-	21,663.31
71300	Local consultant	71300	Local Consultant	Activity6	001981	UNDP	30000	Cost Sharing	13182	MARICO	-	-	-	-	-	-	-	27,125.25	-	27,125.25
71400	ContractSrv	71400	Service Contract Individual	Activity6	001981	UNDP	30000	Cost Sharing	00555	SIDA	-	-	-	-	-	-	43,252.10	38,980.32	25,800.00	108,032.42
71600	Travel	71600	Travel	Activity6	001981	UNDP	04000	TRAC	00012	UNDP	-	-	5,166.08	(294.64)	4,762.09	3,918.70	-	688.92	-	14,241.15
71600	Travel	71600	Travel	Activity6	001981	UNDP	30000	Cost Sharing	12270	SDGF	-	-	-	966.04	-	-	-	-	-	966.04
71600	Travel	71600	Travel	Activity6	001981	UNDP	30000	Cost Sharing	12935	Bank Asia	-	-	-	-	1,677.94	237.20	-	-	-	1,915.14
71500	Un Vol	71500	UN Volunteers	Activity6	001981	UNDP	30000	Cost Sharing	00555	SIDA	-	-	-	-	-	6,368.25	23,586.15	12,574.19	4,900.00	47,428.59
71600	Travel	71600	Travel	Activity6	001981	UNDP	30000	Cost Sharing	00555	SIDA	-	-	-	-	-	-	2,851.41	961.02	1,000.00	4,812.43
71600	Travel	71600	Travel	Activity6	008059	NEX	04000	TRAC	00012	UNDP	-	-	-	-	-	836.94	-	-	-	836.94
71600	Travel	71600	Travel	Activity6	009522	BIDS	04000	TRAC	00012	UNDP	-	-	-	-	-	8,601.22	-	-	-	8,601.22
71600	Travel	71600	Travel	Activity6	009522	BIDS	30000	Cost Sharing	13182	MARICO	-	-	-	-	-	190.70	-	-	-	190.70

DS


Budgetary Account		Exp. Account			Imp. Agent		Fund		Donor		Amount in USD									
Code	Description	Code	Description	Activity ID	Imp. Agent	Description	Code	Description	Code	Description	2014	2015	2016	2017	2018	2019	2020	2021	2022	Total
71800	SC-IMP PR	71800	Contractual Services-Imp Partn	Activity6	009522	BIDS	04000	TRAC	00012	UNDP	-	-	-	-	-	23,204.92	-	-	-	23,204.92
71800	SC-IMP PR	71800	Contractual Services-Imp Partn	Activity6	009522	BIDS	30000	Cost Sharing	13182	MARICO	-	-	-	-	-	13,599.66	-	-	-	13,599.66
72100	Contr-Cmpy	72100	Contractual Services-Companies	Activity6	009522	BIDS	04000	TRAC	00012	UNDP	-	-	-	-	-	5,466.35	-	-	-	5,466.35
72100	Contr-Cmpy	72100	Contractual Services-Companies	Activity6	009522	BIDS	30000	Cost Sharing	13182	MARICO	-	-	-	-	-	2,288.03	-	-	-	2,288.03
72100	Contr-Cmpy	72100	Contractual Services-Companies	Activity6	001981	UNDP	30000	Cost Sharing	13738	Asiatic	-	-	-	-	-	-	-	2,520.00	-	2,520.00
72200	Equip&Furn	72200	Equipment and Furniture	Activity6	001981	UNDP	04000	TRAC	00012	UNDP	-	-	-	-	8,218.72	-	-	-	-	8,218.72
72300	Matl&Goods	72300	Materials & Goods	Activity6	001981	UNDP	04000	TRAC	00012	UNDP	-	-	-	-	-	4,910.48	-	-	-	4,910.48
72500	Supplies	72500	Supplies	Activity6	009522	BIDS	04000	TRAC	00012	UNDP	-	-	-	-	-	1,736.94	-	-	-	1,736.94
72500	Supplies	72500	Supplies	Activity6	009522	BIDS	30000	Cost Sharing	13182	MARICO	-	-	-	-	-	327.12	-	-	-	327.12
73200	PremAlter	73200	Premises Alternations	Activity6	001981	UNDP	04000	TRAC	00012	UNDP	-	-	-	-	-	213.13	-	-	-	213.13
73400	Rntl&Maint	73400	Rental & Maint of Other Equip	Activity6	001981	UNDP	30000	Cost Sharing	00555	SIDA	-	-	-	-	-	-	1,121.68	256.65	1,000.00	2,378.33
73400	Rntl&Maint	73400	Rental & Maint of Other Equip	Activity6	001981	UNDP	04000	TRAC	00012	UNDP	-	-	-	-	-	461.10	159.05	-	-	620.15
74100	Prof Srvc	74100	Professional Services	Activity6	001981	UNDP	30000	Cost Sharing	13182	MARICO	-	-	-	-	-	-	-	369.21	-	369.21
74200	AudioVisl	74200	Audio Visual&Print Prod Costs	Activity6	001981	UNDP	04000	TRAC	00012	UNDP	-	-	-	-	-	2,520.28	1,457.60	-	-	3,977.88
74200	AudioVisl	74200	Audio Visual&Print Prod Costs	Activity6	008059	NEX	04000	TRAC	00012	UNDP	-	-	-	-	-	111.37	-	-	-	111.37
74200	AudioVisl	74200	Audio Visual&Print Prod Costs	Activity6	001981	UNDP	30000	Cost Sharing	13738	Asiatic	-	-	-	-	-	-	-	4,501.90	-	4,501.90
74500	MiscEx	74500	Miscellaneous Expenses	Activity6	009522	BIDS	04000	TRAC	00012	UNDP	-	-	-	-	-	595.32	-	-	-	595.32
74500	MiscEx	74500	Miscellaneous Expenses	Activity6	009522	BIDS	30000	Cost Sharing	13182	MARICO	-	-	-	-	-	2,192.89	-	-	-	2,192.89
75100	F&A	75100	Facilities & Administration	Activity6	009522	BIDS	30000	Cost Sharing	13182	MARICO	-	-	-	-	-	1,487.87	-	-	-	1,487.87
75100	F&A	75100	Facilities & Administration	Activity6	001981	UNDP	30000	Cost Sharing	13738	Asiatic	-	-	-	-	-	-	-	560.15	-	560.15
75700	TR,WKSP,CF	75700	Training, Workshops and Confer	Activity6	009522	BIDS	04000	TRAC	00012	UNDP	-	-	-	-	-	1,470.99	-	-	-	1,470.99
75700	TR,WKSP,CF	75700	Training, Workshops and Confer	Activity6	001981	UNDP	30000	Cost Sharing	13182	MARICO	-	-	-	-	-	-	-	2,319.84	-	2,319.84
72100	Contr-Cmpy	72100	Contractual Services-Companies	Activity6	001981	UNDP	30000	Cost Sharing	12270	SDGF	-	-	-	65,549.99	-	-	-	-	-	65,549.99
72100	Contr-Cmpy	72100	Contractual Services-Companies	Activity6	008059	NEX	30000	Cost Sharing	12270	SDGF	-	-	-	1,988.98	-	-	-	-	-	1,988.98
72100	Contr-Cmpy	72100	Contractual Services-Companies	Activity6	001981	UNDP	04000	TRAC	00012	UNDP	7,634.71	30,643.12	2,260.00	4,763.92	2,286.52	9,026.17	-	-	-	56,614.44
72100	Contr-Cmpy	72100	Contractual Services-Companies	Activity6	008059	NEX	04000	TRAC	00012	UNDP	-	-	3,810.14	-	-	650.63	846.53	-	-	5,307.30
72100	Contr-Cmpy	72100	Contractual Services-Companies	Activity6	001981	UNDP	30000	Cost Sharing	12935	Bank Asia	-	-	-	-	25,098.00	6,261.00	-	-	-	31,359.00
72100	Contr-Cmpy	72100	Contractual Services-Companies	Activity6	001981	UNDP	30000	Cost Sharing	00555	SIDA	-	-	-	-	-	7,749.52	30,943.03	5,576.09	50,000.00	94,268.64
72100	Contr-Cmpy	72100	Contractual Services-Companies	Activity6	009522	BIDS	30000	Cost Sharing	00555	SIDA	-	-	-	-	-	-	-	43,814.55	14,600.00	58,414.55
72200	Equip&Furn	72200	Equipment and Furniture	Activity6	001981	UNDP	30000	Cost Sharing	12270	SDGF	-	-	-	837.39	-	-	-	-	-	837.39
72400	Comm&AV	72400	Communic & Audio Visual Equip	Activity6	001981	UNDP	30000	Cost Sharing	12270	SDGF	-	-	-	9,664.86	-	-	-	-	-	9,664.86
72400	Comm&AV	72400	Communic & Audio Visual Equip	Activity6	001981	UNDP	04000	TRAC	00012	UNDP	-	3,183.30	39,351.33	6,564.23	8,593.94	35,337.82	575.94	180.28	-	93,786.84
72400	Comm&AV	72400	Communic & Audio Visual Equip	Activity6	008059	NEX	04000	TRAC	00012	UNDP	-	-	-	611.14	-	1,011.89	-	-	-	1,623.03
72400	Comm&AV	72400	Communic & Audio Visual Equip	Activity6	008059	NEX	30000	Cost Sharing	00555	SIDA	-	-	-	-	-	-	4.72	-	-	4.72
72400	Comm&AV	72400	Communic & Audio Visual Equip	Activity6	001981	UNDP	30000	Cost Sharing	00555	SIDA	-	-	-	-	-	46,833.94	2,232.01	1,167.66	300.00	50,533.61
72400	Comm&AV	72400	Communic & Audio Visual Equip	Activity6	001981	UNDP	30000	Cost Sharing	12935	Bank Asia	-	-	-	-	2,770.29	-	-	-	-	2,770.29
72500	Supplies	72500	Supplies	Activity6	001981	UNDP	04000	TRAC	00012	UNDP	-	1,196.48	239.37	-	7,893.91	3,646.00	1,451.12	-	-	14,426.88
72500	Supplies	72500	Supplies	Activity6	001981	UNDP	30000	Cost Sharing	00555	SIDA	-	-	-	-	-	-	466.03	-	2,500.00	2,966.03
72500	Supplies	72500	Supplies	Activity6	008059	NEX	04000	TRAC	00012	UNDP	-	-	-	-	250.30	-	-	-	-	250.30
72600	Contr-Cmpy	72600	Grants	Activity6	008059	NEX	04000	TRAC	00012	UNDP	-	6,750.72	-	-	-	-	-	-	-	6,750.72
72800	Infotecheq	72800	Information Technology Equipmt	Activity6	001981	UNDP	04000	TRAC	00012	UNDP	-	-	3,671.12	-	-	10,685.54	1,786.79	2,222.61	-	18,366.06
72800	Infotecheq	72800	Information Technology Equipmt	Activity6	001981	UNDP	30000	Cost Sharing	12270	SDGF	-	-	-	3,379.96	-	-	-	-	-	3,379.96
72800	Infotecheq	72800	Information Technology Equipmt	Activity6	001981	UNDP	30000	Cost Sharing	12935	Bank Asia	-	-	-	-	8,757.95	-	-	-	-	8,757.95


DS


Budgetary Account		Exp. Account			Imp. Agent		Fund		Donor		Amount in USD													
Code	Description	Code	Description	Activity ID	Imp. Agent	Description	Code	Description	Code	Description	2014	2015	2016	2017	2018	2019	2020	2021	2022	Total				
74200	AudioVisl	74200	Audio Visual&Print Prod Costs	Activity7	001981	UNDP	30000	Cost Sharing	12270	SDGF	-	-	-	710.28	-	-	-	-	-	710.28				
74200	AudioVisl	74200	Audio Visual&Print Prod Costs	Activity7	008059	NEX	30000	Cost Sharing	12270	SDGF	-	-	-	347.26	-	-	-	-	-	347.26				
74200	AudioVisl	74200	Audio Visual&Print Prod Costs	Activity7	008059	NEX	04000	TRAC	00012	UNDP	-	321.44	304.12	230.24	280.77	305.36	23.56	3,855.27	500.00	5,820.76				
74200	AudioVisl	74200	Audio Visual&Print Prod Costs	Activity7	001981	UNDP	04000	TRAC	00012	UNDP	-	34.37	-	2,275.72	-	-	-	-	-	2,310.09				
74300	Contribut	74300	Contributions	Activity7	001981	UNDP	04000	TRAC	00012	UNDP	-	656.54	1,419.64	-	2,031.60	2,243.81	1,670.00	-	2,500.00	10,521.59				
74300	Contribut	74300	Contributions	Activity7	001981	UNDP	30000	Cost Sharing	12270	SDGF	-	-	-	2,691.99	-	-	-	-	-	2,691.99				
74300	Contribut	74300	Contributions	Activity7	001981	UNDP	30000	Cost Sharing	13182	MARICO	-	-	-	-	-	-	-	2,099.00	-	2,099.00				
74500	MiscExp	74500	Miscellaneous Expenses	Activity7	001981	UNDP	04000	TRAC	00012	UNDP	857.48	4,386.01	2,432.89	6,613.00	31,032.00	5,249.44	15,146.60	-	500.00	66,217.42				
74500	MiscEx	74500	Miscellaneous Expenses	Activity7	001981	UNDP	30000	Cost Sharing	12270	SDGF	-	3,173.14	-	8,505.09	-	-	-	-	-	11,678.23				
74500	MiscEx	74500	Miscellaneous Expenses	Activity7	001981	UNDP	30000	Cost Sharing	13182	MARICO	-	-	-	-	-	-	-	-	-	-				
74500	MiscEx	74500	Miscellaneous Expenses	Activity7	008059	NEX	04000	TRAC	00012	UNDP	-	1,107.65	808.89	704.15	910.50	633.95	620.13	1,213.88	1,500.00	7,499.15				
74500	MiscEx	74500	Miscellaneous Expenses	Activity7	008059	NEX	30000	Cost Sharing	12270	SDGF	-	-	-	335.81	-	-	-	-	-	335.81				
74500	MiscEx	74500	Miscellaneous Expenses	Activity7	001981	UNDP	30000	Cost Sharing	00555	SIDA	-	-	-	-	-	6,927.00	5,875.90	-	44,440.00	57,242.90				
74500	MiscEx	74500	Miscellaneous Expenses	Activity7	008059	NEX	30000	Cost Sharing	00555	SIDA	-	-	-	-	-	-	854.40	-	-	854.40				
74700	TransShip	74700	Transport Shipping and Handle	Activity7	001981	UNDP	04000	TRAC	00012	UNDP	-	914.30	-	-	-	43.70	-	-	-	958.00				
75100	F&A	75100	Facilities & Administration	Activity7	001981	UNDP	30000	Cost Sharing	12270	SDGF	-	6,092.36	4,753.53	16,252.66	(4.66)	-	-	-	-	27,093.89				
75100	F&A	75100	Facilities & Administration	Activity7	001981	UNDP	30000	Cost Sharing	13182	MARICO	-	-	-	-	-	1,525.53	11.73	7,069.94	-	8,607.20				
75100	F&A	75100	Facilities & Administration	Activity7	008059	NEX	30000	Cost Sharing	00555	SIDA	-	-	-	-	-	-	626.18	-	-	626.18				
75100	F&A	75100	Facilities & Administration	Activity7	001981	UNDP	30000	Cost Sharing	00555	SIDA	-	-	-	-	-	779.68	11,095.31	3,952.65	7,089.00	22,916.64				
75700	TR,WKSP,CF	75700	Training, Workshops and Confer	Activity7	001981	UNDP	04000	TRAC	00012	UNDP	1.98	1,321.26	10,339.02	26.20	828.90	1,089.17	167.54	-	-	13,774.07				
75700	TR,WKSP,CF	75700	Training, Workshops and Confer	Activity7	001981	UNDP	30000	Cost Sharing	12270	SDGF	-	-	-	1,778.61	-	-	-	-	-	1,778.61				
75700	TR,WKSP,CF	75700	Training, Workshops and Confer	Activity7	008059	NEX	04000	TRAC	00012	UNDP	-	1,067.18	3,268.77	947.52	3,050.18	1,310.29	1,273.83	1,773.32	1,500.00	14,191.09				
75700	TR,WKSP,CF	75700	Training, Workshops and Confer	Activity7	008059	NEX	30000	Cost Sharing	12270	SDGF	-	-	(1,660.42)	(190.83)	-	-	-	-	-	(1,851.25)				
75700	TR,WKSP,CF	75700	Training, Workshops and Confer	Activity7	008059	NEX	30000	Cost Sharing	00555	SIDA	-	-	-	-	-	-	1,169.11	15,189.05	-	16,358.16				
75700	TR,WKSP,CF	75700	Training, Workshops and Confer	Activity7	001981	UNDP	30000	Cost Sharing	00555	SIDA	-	-	-	-	-	(19,069.10)	-	-	-	(19,069.10)				
75700	TR,WKSP,CF	75700	Training, Workshops and Confer	Activity7	001981	UNDP	30000	Cost Sharing	13182	MARICO	-	-	-	-	-	19,069.10	-	-	-	19,069.10				
76100	FXCurrLoss	76100	Foreign Exchange Currency Loss	Activity7	009368	ESDO	04000	TRAC	00012	UNDP	-	-	-	-	-	168.01	(0.03)	-	-	167.98				
76100	FXCurrLoss	76100	Foreign Exchange Currency Loss	Activity7	009368	ESDO	30000	Cost Sharing	00555	SIDA	-	-	-	-	-	-	(551.89)	732.28	-	180.39				
76100	FXCurrLoss	76100	Foreign Exchange Currency Loss	Activity7	009538	GUK	30000	Cost Sharing	00555	SIDA	-	-	-	-	-	-	(1.92)	19.68	-	17.76				
76100	FXCurrLoss	76100	Foreign Exchange Currency Loss	Activity7	011324	Shushilan	04000	TRAC	00012	UNDP	-	-	-	-	-	(15.50)	-	-	-	(15.50)				
76100	FXCurrLoss	76100	Foreign Exchange Currency Loss	Activity7	011324	Shushilan	30000	Cost Sharing	13182	MARICO	-	-	-	-	-	-	(8.56)	66.20	-	57.64				
76100	FXCurrLoss	76100	Foreign Exchange Currency Loss	Activity7	008059	NEX	04000	TRAC	00012	UNDP	-	-	-	-	-	52.49	(13.72)	53.38	-	92.15				
76100	FXCurrLoss	76100	Foreign Exchange Currency Loss	Activity7	001981	UNDP	04000	TRAC	00012	UNDP	(68.47)	(1,983.69)	1,217.97	(713.50)	49.52	(26.78)	2.41	7.95	-	(1,514.59)				
76100	FXCurrLoss	76100	Foreign Exchange Currency Loss	Activity7	001981	UNDP	30000	Cost Sharing	00555	SIDA	-	-	-	-	-	(2.16)	0.01	5.03	-	2.88				
76100	FXCurrLoss	76100	Foreign Exchange Currency Loss	Activity7	001981	UNDP	30000	Cost Sharing	13182	MARICO	-	-	-	-	-	391.60	-	(10.47)	-	381.13				
76100	FXCurrLoss	76100	Foreign Exchange Currency Loss	Activity7	001981	UNDP	30000	Cost Sharing	12665	BSRM	-	-	-	-	-	96.41	-	-	-	96.41				
76100	FXCurrLoss	76100	Foreign Exchange Currency Loss	Activity7	001981	UNDP	30000	Cost Sharing	12270	SDGF	-	(103.39)	27.46	1,848.24	-	-	-	-	-	1,772.31				
Sub total: Activity7											93,360.26	448,102.55	413,940.76	408,607.24	341,504.19	314,353.94	266,798.75	337,443.25	174,324.00	2,798,434.94				
Grand Total (without GMS)											194,035.38	2,023,725.24	1,041,996.14	1,060,940.07	810,696.15	1,020,000.52	1,639,738.68	1,663,910.39	865,400.00	10,320,442.57				
GMS											-	49,760.99	11,473.53	50,067.03	7,843.30	34,245.00	111,711.53	101,248.54	57,289.00	423,638.92				
Total with GMS											194,035.38	2,023,725.24	1,041,996.14	1,060,940.07	810,696.15	1,020,000.52	1,639,738.68	1,663,910.39	865,400.00	10,320,442.57				
SWAPNO Covid-19 Programme Cost							30000	Cost Sharing	00555	SIDA	-	-	-	-	-	-	47,047.00	-	-	-	-	-	47,047.00	
Unprogrammed Cost							30000	Cost Sharing	12665	BSRM	-	-	-	-	-	-	-	-	-	-	-	193.48	193.48	
Unprogrammed Cost							04000	TRAC	00012	UNDP	-	-	-	-	-	-	-	-	-	-	174,194.84	174,194.84		
Unprogrammed Cost							30000	Cost Sharing	12270	SDGF	-	-	-	-	-	-	-	-	-	-	-	1.44	1.44	
Unprogrammed Cost							30000	Cost Sharing	12935	Bank Asia	-	-	-	-	-	-	-	-	-	-	-	-	0.09	0.09
Unprogrammed Cost							Total				-	-	-	-	-	-	-	-	-	-	174,389.85	221,436.85		


DS
Kc


Budgetary Account		Exp. Account		Imp. Agent		Fund		Donor		Amount in USD														
Code	Description	Code	Description	Activity ID	Imp. Agent	Description	Code	Description	Code	Description	2014	2015	2016	2017	2018	2019	2020	2021	2022	Total				
Summary of the Budget																								
Total Budget by ACTIVITY				ACTIVITY1		3,795,192					92,853.00	479,715.99	330,716.16	360,208.01	295,132.80	401,878.73	746,411.08	739,116.26	349,160.00	3,795,192.03				
				ACTIVITY2		487,085						-	-	62,422.50	53,904.18	33,502.71	25,894.49	234,223.28	52,298.22	24,840.00	487,085.38			
				ACTIVITY3		286,529						-	-	87,023.19	6,073.99	312.07	-	106,909.63	36,206.50	50,004.00	286,529.38			
				ACTIVITY4		1,290,663						-	1,029,290.35	34,699.66	25,562.64	87.16	9,271.19	62,246.15	93,920.05	35,586.00	1,290,663.20			
				ACTIVITY5		312,547						-	-	-	-	-	-	48,135.03	233,794.13	30,618.00	312,547.16			
				ACTIVITY6		1,349,990						7,822.12	66,616.35	113,193.87	206,584.01	140,157.22	268,602.17	175,014.76	171,131.98	200,868.00	1,349,990.48			
				ACTIVITY7		2,798,435						93,360.26	448,102.55	413,940.76	408,607.24	341,504.19	314,353.94	266,798.75	337,443.25	174,324.00	2,798,434.94			
								Total		10,320,443				194,035.38	2,023,725.24	1,041,996.14	1,060,940.07	810,696.15	1,020,000.52	1,639,738.68	1,663,910.39	865,400.00	10,320,442.57	
Total Budget by Fund							04000	TRAC	00012	UNDP		194,035.38	1,353,920.20	873,207.93	300,098.90	610,713.25	557,555.37	132,255.81	212,018.32	266,194.84	4,500,000.00			
							30000	Cost Sharing	12270	SDGF		-	669,805.04	118,736.84	711,500.66	(71.27)	-	-	-	-	-	1.44	1,499,972.71	
							30000	Cost Sharing	12935	Bank Asia		-	-	-	-	-	63,728.38	7,018.06	-	-	-	0.09	70,746.53	
							30000	Cost Sharing	12665	BSRM		-	-	50,051.37	49,340.51	42,318.34	56,803.56	-	-	-	-	193.48	198,707.26	
							30000	Cost Sharing	13182	MARICO		-	-	-	-	-	94,007.45	219,366.69	17,845.36	294,082.15	-	625,301.65		
							30000	Cost Sharing	00555	SIDA		-	-	-	-	-	-	179,256.84	1,536,684.51	1,150,231.47	773,400.00	3,639,572.82		
							30000	Cost Sharing	13738	ASIATIC		-	-	-	-	-	-	-	-	-	7,578.44	-	7,578.44	
									Unfunded				-	-	-	-	-	-	-	-	-	-	-	67,458,120.58
									Total				194,035.38	2,023,725.24	1,041,996.14	1,060,940.07	810,696.15	1,020,000.52	1,686,785.68	1,663,910.39	1,039,789.85	78,000,000.00		
Total Budget by Donor							UNDP				194,035.38	1,353,920.20	873,207.93	300,098.90	610,713.25	557,555.37	132,255.81	212,018.32	266,194.84	4,500,000.00				
							Cost Sharing				-	669,805.04	168,788.21	760,841.17	199,982.90	462,445.15	1,554,529.87	1,451,892.07	773,595.01	6,041,879.42				
							Unfunded				-	-	-	-	-	-	-	-	-	-	67,458,120.58			
							Government				-	-	3,327,025.00	425,842.00	3,383,083.00	1,469,372.00	17,394,678.00	-	-	26,000,000.00				
							Project Total														104,000,000.00			

1. The above budget is informative/indicative only. Actual Budget may vary depending on the arrangement/availability of Implementing Partner/Fund/Donors.
2. The soft version of a budget is required to be submitted to the RRMCA at the time of revision/approval.
3. The AWP, generated from ATLAS, should exactly match with the provision of the respective year.

DocuSigned by:
 Signature on behalf of Implementing Partner:

 Kajal Chatterjee
 National Project Manager
 SWAPNO Project
 UNDP Bangladesh


 Habibur Rahman
 Joint Secretary
 National Project Director
 SWAPNO Project

DocuSigned by:

 03E9A14C1B4D4E3...
 Prasenjit Chakma
 Assistant Resident Representative
 RIG Cluster, UNDP Bangladesh
 30-Dec-2021

DocuSigned by:

 Signature on behalf of UNDP
 6D879D9AF3DC425...
 Van Nguyen
 Deputy Resident Representative
 UNDP Bangladesh
 02-Jan-2022


PROJECT MONITORING AND EVALUATION PLAN

Project Title and Duration	: Strengthening Women's Ability for Productive New Opportunities (SWAPNO), 2014 - June 2022
Project ID (Atlas)	: 00090809
CPD Outcome/Output	: CPD Outcome 1: Increase opportunities, especially for women and disadvantaged groups to contribute to and benefit from economic progress CPD Output 1.1 Government has the knowledge and skill to better target remaining pockets of poverty and expand opportunities for women to contribute to and benefit from economic progress.
UNDAF Outcome and Output	: Outcome 3: Increase opportunities, especially for women and disadvantaged groups to contribute to and benefit from economic progress; Output 3.1. Policy framework improved for decent work for all and skills development programmes, particularly for vulnerable women, youth and marginalized populations
Strategic Plan Outcome/Output	: SP Outcome 1: Advance Poverty Eradication in all its forms and dimensions SP Output 1.1.2 Marginalized groups, particularly the poor, women, people with disabilities and displaced are empowered to gain universal access to basic services and financial and non-financial assets to build productive capacities and benefit from sustainable livelihoods and jobs SP Output 1.2.2 Enabling environment strengthened to expand public and private financing for the achievement of the SDG Volume of additional resources leveraged through public and private financing for the SDGs with UNDP support
SDG Goal/Target	: Goal 1- End poverty in all its forms everywhere, Targets 1- By 2030, eradicate extreme poverty for all people everywhere, currently measured as people living on less than \$1.25 a day, Targets 2- By 2030, reduce at least by half the proportion of men, women and children of all ages living in poverty in all its dimensions according to national definitions Goal 2- End hunger, achieve food security and improved nutrition and promote sustainable agriculture, Target 1- By 2030, end hunger and ensure access by all people, in particular the poor and people in vulnerable situations, including infants, to safe, nutritious and sufficient food all year round; Goal 3. Ensure healthy lives and promote well-being for all at all ages. Target 3.8 Achieve universal health coverage, including financial risk protection, access to quality essential health-care services and access to safe, effective, quality and affordable essential medicines and vaccines for all Goal 4- Ensure inclusive and equitable quality education and promote lifelong learning opportunities for all, Target 4- By 2030, substantially increase the number of youth and adults who have relevant skills, including technical and vocational skills, for employment, decent jobs and entrepreneurship. Goal 5- Achieve gender equality and empower all women and girls, Target 1- End all forms of discrimination against all women and girls everywhere. Goal 8- Promote sustained, inclusive and sustainable economic growth, full and productive employment and decent work for all, Target 5- By 2030, achieve full and productive employment and decent work for all women and men, including for young people and persons with disabilities, and equal pay for work of equal value; Goal 10- Reduce inequality within and among countries, Targets 1- By 2030, progressively achieve and sustain income growth of the bottom 40 per cent of the population at a rate higher than the national average, Targets 2- By 2030, empower and promote the social, economic and political inclusion of all, irrespective of age, sex, disability, race, ethnicity, origin, religion or economic or other status;

DS




PROJECT MONITORING AND EVALUATION PLAN

Expected Output 1: Core beneficiary households are able to protect their food security and livelihoods post-project									
Project Output Indicators	Baseline (Year)	Target (Year)	Progress Against Target	Data Collection Methods (M&E Activities)	Means of Verification (data sources)	Frequency	Responsibilities	Resources (Cost)	Assumptions and Risks
1.1 Number of rural extreme poor women employed	0 (2015)	<ul style="list-style-type: none"> 8928 women (2017); 8928 women (2018) 8928 women (2019) 12,492 women (2020) 12,492 women (2021) 12,492 women (June 2022) 	12,492 women (November 2021)	Document Review of participating UPs of SWAPNO Project	UP and PNGO Report to LGD and SWAPNO Project Management Unit (PMU); Annual Progress Report to UNDP and other donors	Once the months of women beneficiary cycle completed.	Participating Union Parishads, PNGO, District Managers, Project M&E and MIS Unit	\$ 369,700 (Spent till June <u>under output 1</u> in year 2020)	No abrupt price inflation during project period
1.2 % of beneficiaries in public works engaged in activities generating income at least equal to public works wages 18 months after end of project employment tenure	0 (2015)	<ul style="list-style-type: none"> 90% of 4464 beneficiaries (2017) 90% of 4464 beneficiaries (2018) 90% of 8928 beneficiaries (2019) 90% of 8928 beneficiaries (2020) 90% of 12,492 beneficiaries (2021) 90% of 12,492 beneficiaries (June 2022) 	100% of 8,928 beneficiaries (November 2021)	MSC, Household surveys, tracer studies of ex-participants.	Survey Reports and Progress Report to UNDP and other donors	Mid-term, End of project and ex post evaluation	External Consultant and Project M&E and MIS Unit		
1.3 % of graduated women with improved resilience to cope with crises and lean seasons	0 (2015)	<ul style="list-style-type: none"> 80% of 4464 graduated beneficiaries (2017) 80% of 4464 graduated beneficiaries (2018) 80% of 8928 graduated beneficiaries (2019) 80% of 8928 graduated beneficiaries (2020) 80% of 12492 graduated beneficiaries (2021) 80% of 12492 graduated beneficiaries (June 2022) 	This indicator will be measured at the end of year 2021 through end line evaluation of 3 rd Cycle	Household surveys, tracer studies of ex-participants	Survey Reports and Progress Report to UNDP and other donors	Baseline, mid-term and end of project	External Consultant and Project M&E Unit		
				Household surveys, tracer studies of ex-participants	Survey Reports and Progress Report to UNDP and other donors	Baseline, mid-term and end of project	External Consultant and Project M&E Unit		


PROJECT MONITORING AND EVALUATION PLAN

1.4 % of graduates employed or self-employed six months after cash transfer completion	0 (2015)	<ul style="list-style-type: none"> 80% of 4464 graduated employed (2017) 80% of 4464 graduated employed (2018) 80% of 8928 graduated employed (2019) 80% of 8928 graduated employed (2020) 80% of 12492 graduated employed (2021) 80% of 12492 graduated employed (June2022) 	This indicator will be measured at the end of year 2021 through end line evaluation of 3 rd Cycle	Review of training completion report	M&E and MIS data/Progress Report	Annually	Project M&E& MIS Unit		
1.5 # of beneficiaries trained in income generating activities	0 (2015)	<ul style="list-style-type: none"> 4464 women (2017) 8928 women (2018) 8928 women (2019) 12,492 women (2020) 12,492 women (2021) 12,492 women (June 2022) 	12,492 women (November 2021)						

Expected Output 2: Core beneficiaries and their dependents have improved their human capital in terms of nutrition, health, education and voice

Project Output Indicators	Baseline (Year)	Target (Year)	Progress Against Target (M/Y)	Data Collection Methods (M&E Activities)	Means of Verification (data sources)	Frequency	Responsibilities	Resources (Cost)	Assumptions and Risks
2.1 % primary & secondary school enrolment and completion rates (disaggregated by gender) in supported households	Enrolment Male 85% Female 89% (2015)	<ul style="list-style-type: none"> Male 90% & Female 90% of 4464 HHs (2017) Male 90% & Female 90% of 8928 HHs (2018) Male 90% & Female 90% of 8928 HHs (2019) Male 90% & Female 90% of 12492 HHs (2020) Male 90% & Female 90% of 12492 HHs (2021) 	92.1% both for male & Female to PSE (November 2021).	Household Survey	Study and progress report/End line Evaluation Report	End of each project cycle	Project M&E Unit and External Evaluators	\$ 165,145 (Spent till June under output 2 in year 2020)	No abrupt price inflation during project period 

PROJECT MONITORING AND EVALUATION PLAN

2.2 % of beneficiary children 0 - 5 years old with complete immunizations	69% (2015)	<ul style="list-style-type: none"> Male 90% & Female 90% of 12492 HHs (June 2022) 75% of 4464 HHs (2017) 80% of 8928 HHs (2018) 80% of 8928 HHs (2019) 80% of 12492 HHs (2020) 85% of 12492 HHs (2021) 85% of 12492 HHs (June 2022) 	100% of beneficiary children (November 2021)	Household Survey	Study and progress report	End of project cycle	Project M&E and MIS Unit and External Evaluators		
2.3 % of beneficiary children 0-5 years old with stunted growth	35.6% (2015)	<ul style="list-style-type: none"> 35% (2017) 30% (2018) 30% (2019) 25% (2020) 20% (2021) 20% (June 2022) 	30% (November 2021)	Household Survey	Study and progress report	End of project cycle	Project M&E & MIS Unit and External Evaluators		
2.4 % of beneficiary women with improved health status (self-reported) as against baseline status	Bad 6.3% Good 93.7% (2015)	<ul style="list-style-type: none"> Bad 5%, Good 95% (2017) Bad 4%, Good 96% (2018) Bad 3%, Good 97% (2019) Bad 3%, Good 97% (2020) Bad 2%, Good 98% (2021) Bad 2%, Good 98% (June 2022) 	Bad 7.9%, because of COVID-19 pandemic Good 92.1% (November 2021)	Household Survey FGD, Case Study	Study and progress report	End of project cycle	Project M&E & MIS Unit and External Evaluators		
2.5 % of beneficiary women having a say in household decision making	76% (2015)	<ul style="list-style-type: none"> 80% (2017) 85% (2018) 90% (2019) 95% (2020) 95% (2021) 95% (June 2022) 	92.9% new income generating activities, 85.3% availing health services (November 2021)	Household level data tracker/Survey	Annual progress report	Annually	Project M&E & MIS Unit		
2.6 # of reported cases of beneficiary women being victims of violence and/or sexual oppression	0 (2015)	<ul style="list-style-type: none"> Actual of reported cases (subject to prevalence) (2017, 2018, 2019, 2020, 2021, June 2022) 	17 cases reported as of November 2021	Training Report/training Data tracker /Review of Training Manual	Training report/Activity progress report	Annually	Project M&E & MIS Unit		

PROJECT MONITORING AND EVALUATION PLAN

2.7 # of training courses on different relevant issues conducted	0 (2015)	<ul style="list-style-type: none"> At least 6 training courses (2017) At least 6 training courses (2018) At least 6 training courses (2019) At least 7 training courses (2020) At least 7 training courses (2021) At least 7 training courses (June 2022) 	At least 7 training courses (November 2021)	Review of training Report/training Data tracker	Training report/Activity progress report	Annually	Project M&E & MIS Unit		
2.8 # of participants trained	0 (2015)	<ul style="list-style-type: none"> 4464 participants (2017) 8928 participants (2018) 8928 participants (2019) 12,492 participants (2020) 12,492 participants (2021) 12,492 participants (June 2022) 	12,492 participants trained on life skill development training (November 2021)						
Expected Output 3: Core beneficiary households have access to public services essential for their livelihood activities and family wellbeing									
Project Output Indicators	Baseline (Year)	Target (Year)	Progress Against Target (M/Y)	Data Collection Methods (M&E Activities)	Means of Verification (data sources)	Frequency	Responsibilities	Resources (Cost)	Assumptions and Risks

DS



PROJECT MONITORING AND EVALUATION PLAN

3.1 % of beneficiary households having access to a menu of UP and Upazila services (agriculture, livestock, fisheries, health services, etc.)	24% (2015)	<ul style="list-style-type: none"> 70% (2017) 80% (2018) 80% (2019) 85% (2020) 85% (2021) 85% (June 2022) 	68.4% of 3,564 households (November 2021)	Household survey	Survey and progress report	Baseline, mid-term and end of project	Project M&E Unit and External Evaluators	\$ 39,532 (Spent till June <u>under output 3</u> in year 2020)	
3.2 % of beneficiary households having access to financial services (disaggregated by savings facilities, loans and insurance)	Savings 3% (2015) Loan 5% (2015)	<ul style="list-style-type: none"> Savings 99%, Loan 30% of 4464 HHs (2017) Savings 99%, Loan 30% of 4464 HHs (2018) Savings 99%, Loan 50% of 4464 HHs (2019) Savings 99%, Loan 90% 8928 HHs (2020) Savings 99%, Loan 60% 12,492 HHs (2021) Savings 99%, Loan 60% 12,492 HHs (June 2022) 	Savings 100% of 12,492 HHs (May 2021) Loan from NGOs 49.7%, bank 2.1% (November 2021)	Household survey	Survey and progress report review	Annually	Project M&E & MIS Unit and External Evaluators		
3.3 # of contacts established between service providing agencies and disadvantaged women	0 (2015)	<ul style="list-style-type: none"> 4464 (2017) 8928 (2018) 8928 (2019) 12,492 (2020) 12,492 (2021) 12,492 (June 2022) 	12,492 (November 2021)	Household survey/Assessment	Survey and progress report review/ M&E & MIS data tracker	Annually	Project M&E & MIS Unit		
3.4 # of women employed with formal sector employment	0 (2015)	<ul style="list-style-type: none"> 0 (2017) 200 (2018) 200 (2019) 800 (2020) 800 (2021) 800 (June 2022) 	220 (November 2021)	Assessment/individual tracker	Progress report review/ M&E & MIS data tracker	Annually	Project M&E & MIS Unit		
Expected Output 4: Public assets promoting local economic regeneration, improving social conditions and enhancing environmental conditions are maintained and developed for the benefit of the poor of the participating rural communities									
Project Output Indicators	Baseline (Year)	Target (Year)	Progress Against Target (M/Y)	Data Collection Methods (M&E Activities)	Means of Verification (data sources)	Frequency	Responsibilities	Resources (Cost)	Assumptions and Risks

PROJECT MONITORING AND EVALUATION PLAN

4.1 Number of people with access to improved economic infrastructure (roads, markets, etc.) as a result of public works completed through the project	0 (2015)	<ul style="list-style-type: none"> 3100,000 (2018) 3100,000 (2019) 5278,000 (2020) 5278,000 (2021) 5278,000 (June 2022) 	3669,500 (November 2021)	Household Survey, FGD, KII	Survey and progress report	End of project	Project M&E & MIS Unit and External Evaluators	\$ 2,342 (Spent till June <u>under output 4</u> in year 2020)	
4.2 % of rural community households having better usage of targeted public assets	0 (2015)	<ul style="list-style-type: none"> 60% (2018) 60% (2018) 60% (2019) 70% (2020) 70% (2021) 70% (June 2022) 	The qualitative assessment data revealed more than 90% HHs having better usage of public assets (November 2021)	Household Survey, FGD, KII	Survey and progress report	End of project	Project M&E & MIS Unit and External Evaluators		
4.3 # of workers employed in project public works schemes.	0 (2015)	<ul style="list-style-type: none"> 4464 (2017) 8928 (2018) 8928 (2019) 12,492 (2020) 12,492 (2021) 12,492 (June 2022) 	12,492 (November 2021)	Project Document Review	Project M&E & MIS	Annually	Project M&E & MIS Unit		
4.4 # of workdays provided in labour intensive public works schemes	0 (2015)	<ul style="list-style-type: none"> 1959,696 (2017) 4,017,600 (2018) 4,017,600 (2019) 4974372 (2020) 5200,000 (2021) 5200,000 (June 2022) 	5315780 (November 2021)	Project Document Review	Project M&E & MIS	Annually	Project M&E & MIS Unit		
4.5 # of local communities benefiting at least one public work scheme	0 (2015)	<ul style="list-style-type: none"> 124 UPs (2017) 124 UPs (2018) 178 UPs (2019) 223 UPs (2020) 223 UPs (2021) 223 UPs (June 2022) 	223 UPs (November 2021)	Project Document Review	Project M&E & MIS	Annually	Annually		
Expected Output 5: Local communities have better capacity to withstand natural disasters and recover after disasters									
Project Output Indicators	Baseline (Year)	Target (Year)	Progress Against Target (M/Y)	Data Collection Methods (M&E Activities)	Means of Verification (data sources)	Frequency	Responsibilities	Resources (Cost)	Assumptions and Risks


DS



PROJECT MONITORING AND EVALUATION PLAN

5.1 # of public asset schemes serving the purpose of reducing natural disaster / climate change risk	0 (2015)	<ul style="list-style-type: none"> 200 (2017) 700 (2018) 1500 (2019) 1500 (2020) 2500 (2021) 	3,256 (November 2021)	Project Document Review	M&E & MIS data	Annually	Project M&E & MIS Unit	\$ 11,138 (Spent till June <u>under output 5</u> in year 2020)	
5.2 % of such public assets operational and maintained one year after completion	0 (2015)	<ul style="list-style-type: none"> 95% of 200 (2017) 95% of 700 (2018) 95% of 1500 (2019) 95% of 1500 (2020) 95% of 2500 (2021) 95% of 2500 (June 2022) 	Progress will be measured at the end of year 2021	Facility surveys, Focus Group Discussions, Key Informant Interviews	Survey and progress report	Mid-term and at end of project	Project M&E Unit and External Evaluators		
5.3 # of public assets rehabilitated/restored after disasters	0 (2015)	<ul style="list-style-type: none"> 200 (2017) 200 (2018) 200 (2019) 400 (2020) 500 (2021) 500 (June 2022) 	608 (November 2021)	Project Document Review	M&E & MIS Data	Annually	Project M&E & MIS Unit		

Expected Output 6: Local government has capacity to implement social transfer projects with accountability, transparency, gender sensitivity and pro-poor approach

Project Output Indicators	Baseline (Year)	Target (Year)	Progress Against Target (M/Y)	Data Collection Methods (M&E Activities)	Means of Verification (data sources)	Frequency	Responsibilities	Resources (Cost)	Assumptions and Risks
6.1 % of beneficiary households perceiving local government institutions having transparency, capacity and responsiveness	20% (2015)	<ul style="list-style-type: none"> 60% of 4464 HHs (2017) 60% of 8928 HHs (2018) 60% of 8928 HHs (2019) 60% of 12492 HHs (2020) 60% of 12492 HHs (2021) 60% of 12492 HHs (June 2021) 	More than 90% beneficiary HHs (qualitative data analysis November 2021)	Household surveys, PM&E Tools	Survey and progress reports	Mid-term and at end of project	Project M&E & MIS Unit and External Evaluators	\$ 61,710 (Spent till June <u>under output 6</u> in year 2020)	
6.2 Percentage of local government institutions sensitive to inclusiveness (including gender aspects) and able to make pro-poor plans	38% (2015)	<ul style="list-style-type: none"> 60% (2017) 70% (2018) 70% (2019) 75% (2020) 75% (2021) 75% (June 2022) 	Progress will be measured at the end of December 2021	LGI Capacity Survey	Survey and progress reports	Mid-term and at end of project/ Annually	Project M&E & MIS Unit and External Evaluators		
6.3 % of UP project committees with improved management skills in planning, supervision, monitoring, record keeping, reporting and conflict resolution	Planing-42% Supervision-75%; Record	<ul style="list-style-type: none"> Planing-60%, Supervision-80%; Record keeping-80% (2017) Planing-60%, 	Progress will be measured at the end of December 2021	LGI Capacity Survey	Survey and progress reports	Annually, Mid-term and at end of project	Project M&E Unit and		

PROJECT MONITORING AND EVALUATION PLAN

for public works schemes	keeping-70% (2015)	<ul style="list-style-type: none"> Supervision-80%; Record keeping-80% (2018) Planing-70%, Supervision-80%; Record keeping-80% (2019) Planing-90%, Supervision-95%; Record keeping-95% (2020) Planing-90%, Supervision-95%; Record keeping-95% (2021) Planing-90%, Supervision-95%; Record keeping-95% (June 2022) 							
6.4 # of disadvantaged women provided with follow-up and counseling for sustainable livelihoods	0 (2015)	<ul style="list-style-type: none"> 4464 (2017) 4464 (2018) 8928 (2019) 8928 (2020) 12,492 (2021) 12,492 (June 2021) 	12,492 (November 2021)	Document Review	M&E & MIS	Annually	Project M&E & MIS Unit		
6.5 # of participatory meetings and exercises organized by local government institutions	0 (2015)	<ul style="list-style-type: none"> 1500 (2017) 1500 (2018) 2500 (2019) 3490 (2020) 3490 (2021) 3490 (June 2022) 	3,215 (November 2021)	Document Review	M&E & MIS	Quarterly	UPs and Partner NGOs and Project M&E Unit		
6.6 # of local government representatives/officials trained		<ul style="list-style-type: none"> 1612 (2017) 1612 (2018) 3224 (2019) 3620 (2020) 4511 (2021) 4511 (2021) 	5,472 (November 2021)	Document Review	M&E & MIS	Annually	UPs and Partner NGOs and Project M&E Unit		

COVID-19 Output: Enhanced knowledge and skill of SWAPNO beneficiaries to protect from COVID-19 and restored their livelihoods in post COVID-19 situation

Project Output Indicators	Baseline (Year)	Target (Year)	Progress Against Target (M/Y)	Data Collection Methods (M&E Activities)	Means of Verification (data sources)	Frequency	Responsibilities	Resources (Cost)	Assumptions and Risks
1. # of safety kits distributed among beneficiaries and communities	0 (March 2020)	<ul style="list-style-type: none"> 197,928 hygiene kits (2020) 	191,044 hygiene kits (May 2021)	Quarterly progress report/document review/Annual Progress Report	M&E Tools/beneficiary database/tracker s/progress report	Quarterly	Partner NGOs, District Team and Project M&E Unit	\$ 46,862 (Spent till June <u>under COVID output</u> in year 2020)	Community Health, Safety and Working Condition during COVID-19 pandemic
2. # of awareness raising materials printed & distributed	0 (March 2020)	<ul style="list-style-type: none"> 94,500 materials by (2020) 	94,500 awareness development materials	Quarterly progress report/document review/ Annual		Quarterl	DO		

DS

PROJECT MONITORING AND EVALUATION PLAN

3. # of people aware through community-level Loudspeaker Announcement	0 (March 2020)	<ul style="list-style-type: none"> 900,000 people by (2020) 	(May 2021) 870,000 people as of (May 2021)	Progress Report	DO	Quarterly	DO		
4. # of people benefited through hand-washing demonstration sessions	0 (March 2020)	<ul style="list-style-type: none"> 23,000 people (2020) 	22,989 people (May 2021) 14,880 households (May 2021)	Quarterly progress report/document review/ Annual Progress Report	DO	Quarterly	DO		
5. # of poor and extreme poor household got food packages	0 (March 2020)	<ul style="list-style-type: none"> 14880 households¹ (2020) 	6,064 households (May 2021)	Quarterly progress report/document review/ Annual Progress Report	DO	Quarterly	DO		
6. # of poor and extreme poor household got cash grants support	0 (March 2020)	<ul style="list-style-type: none"> 6,000 households (2020) 		Quarterly progress report/document review/ Annual Progress Report	DO	Quarterly	DO		
SP Output 1.1: National and sub-national systems and institutions enabled to achieve structural transformation of productive capacities that are sustainable and employment - and livelihoods-intensive									
SP Output Indicators with code number	Baseline (Year)	Target (Year)	Progress Against Target (M/Y)	Data Collection Methods (M&E Activities)	Means of Verification (data sources)	Frequency	Responsibilities	Resources (Cost)	Assumptions and Risks
1.1.2.2 Number of people accessing financial services and non-financial assets, disaggregated by target groups: a) Financial services a1) Poor a2) Women	a) no a1) 0 a2) 0 (2015)	<ul style="list-style-type: none"> a) Yes, a1) 4464 a2) 4464 (2017) a) Yes, a1) 8928 a2) 8928 (2018) a) Yes, a1) 8928 a2) 8928 (2019) a) Yes, a1) 12492 a2) 12492 (2020) a) Yes, a1) 12492 a2) 12492 (2021) a) Yes, a1) 12492 a2) 12492 (June 2022) 	a) Yes, a1) 12,492 a2) 12,492 (November 2021)	Household Survey/Assessment Report/Beneficiary Data tracker	Annual Project Progress Report	Annually	Project M&E & MIS Unit	Cost booked above	
1.1.2.3 Existence of improved enabling environment for expansion of decent work and livelihoods: b) Direct creation of employment in the: b1) Public sector b2) Private sector	b) no b1) 0 b2) 0 (2015)	<ul style="list-style-type: none"> b) Yes, b1) 4464 b2) 100 (2017) b) Yes, b1) 8928 b2) 600 (2018) b) Yes, b1) 8928 b2) 600 (2019) b) Yes, b1) 12492 b2) 600 (2020) b) Yes, b1) 12492 	b) Yes, b1) 12,492 b2) 400 (November 2021)	Implementation information recorded in M&E/Beneficiary Data tracker	Annual Project Progress Report	Annually	Project M&E & MIS Unit	Cost booked above	

DS




¹ Sometime double counting made on same household since COVID-19 support provided by different donor with different time.




PROJECT MONITORING AND EVALUATION PLAN

		<ul style="list-style-type: none"> b2) 600 (2021) b) Yes, b1) 12492 b2) 600 (June 2022) 							
1.2.2.2 Volume of additional resources leveraged through public and private financing for the SDGs with UNDP support: b) Sub-national level; b1) public b2) private	b) no b1) 0 b2) 0 (2015)	<ul style="list-style-type: none"> b) yes, b1) 3.5 million, b2) 0.1 million (2017) b) yes, b1) 7.08 million, b2) 4 million (2018) b) yes, b1) 10.62 million, b2) 7.9 million (2019) b) yes, b1) 13.14 million, b2) 8.88 million (2020) b) yes, b1) 14.68 million, b2) 9.09 million (2021), TBD in year 2022 	b) Yes, b1) 13.81 million b2) 0.96 million (December 2020)	Financial information record/financial data tracker	Annual Project Progress Report	Annually	Project Financial & M&E Unit	Cost booked above	

DS


PROJECT MONITORING AND EVALUATION PLAN

Key Result 1 (2022): SWAPNO beneficiaries' households have improved their living standard							
Indicators	Baseline (Year)	Target (M/Year)	Progress Against Target (M/Y)*	Evidence (Data sources/Name of Document/Website, etc)			
Key result 1: SWAPNO beneficiaries are employed and earning regular income				Full Title	Date of Publication	Author	Link (if available)
1.1) # of SWAPNO beneficiaries employed in formal sector and earning regular income.	200 (12/2020)	• 800 (June 2022)	N/A	N/A	N/A	N/A	N/A
1.2) % of SWAPNO beneficiaries of 3 rd cycle engaged in Income Generating Activities (IGAs) other than public works	95.63% of 2 nd cycle (12/2019)	• 95.63% of 3 rd cycle (December 2021)	N/A	N/A	N/A	N/A	N/A
1.3) # of SWAPNO beneficiaries household raised the plinth and courtyard levels along with reinforcing the homes to escape seasonal flooding/flash flood	Zero	• 99% of 200 HHs	N/A	N/A	N/A	N/A	
Key Result 2 (2022): SWAPNO beneficiaries' households have food security							
2.1) % of SWAPNO beneficiaries' households have reached to food secure from severe, moderate and mild food insecure status as per HFIAS ² scale	Food secure-90% (June 2018)	• Food secure-90% (June 2022) of 3 rd cycle	N/A	N/A	N/A	N/A	N/A
							
<small>² For comprehensive review of HFIAS please see: Coates, Jennifer, Anne Swindale and Paula Bilinsky. <i>Household Food Insecure Access Scale (HFIAS)</i>. Washington, D.C.: Food and Nutrition Technical Assistance Project, Academy for Educational Development</small>							


PROJECT MONITORING AND EVALUATION PLAN

CPD Outcome 1: Increase opportunities, especially for women and disadvantaged groups to contribute to and benefit from economic progress							
CPD Output 1.1: Government has the knowledge and skill to better target remaining pockets of poverty and expand opportunities for women to contribute to and benefit from economic progress.							
Indicators	Baseline (Year)	Target (M/Year)	Progress Against Target (M/Y)*	Evidence (Data sources/Name of Document/Website, etc)			
				Full Title	Date of Publication	Author	Link (if available)
1.2.1 Number of new full-time equivalent jobs created and livelihoods strengthened for women and youth 15+ years old as a direct result of UNDP interventions, disaggregated by sex	12492 women (December 2020)	• 800 women in formal sector (June 2022)	N/A	N/A	N/A	N/A	N/A

UNDAF: Outcome 3: Increase opportunities, especially for women and disadvantaged groups to contribute to and benefit from economic progress;							
Output 3.1. Policy framework improved for decent work for all and skills development programmes, particularly for vulnerable women, youth and marginalized populations							
Indicators	Baseline (Year)	Target (M/Year)	Progress Against Target (M/Y)*	Evidence (Data sources/Name of Document/Website, etc)			
				Full Title	Date of Publication	Author	Link (if available)
3.1a Poverty headcount, gap and severity (Forster Greer Thornback) - poverty gap - poverty severity	Extreme poverty rate 28% (June 2017); Poverty gap-47% (June 2017) Squared poverty gap - 24%;	TBA	TBA	TBA	TBA	TBA	TBA
3.1b Percentage of population in severe multi-dimensional poverty, national, by location	MPI Headcount Poor (H) – 61% (2015);	TBA	TBA	TBA	TBA	TBA	TBA

PROJECT MONITORING AND EVALUATION PLAN

SDG: Goal 1- End poverty in all its forms everywhere, Goal 2- End hunger, achieve food security and improved nutrition and promote sustainable agriculture, Goal 4- Ensure inclusive and equitable quality education and promote lifelong learning opportunities for all, Goal 5- Achieve gender equality and empower all women and girls, Goal 8- Promote sustained, inclusive and sustainable economic growth, full and productive employment and decent work for all, Goal 8- Promote sustained, inclusive and sustainable economic growth, full and productive employment and decent work for all, Goal 10- Reduce inequality within and among countries,							
Indicators	Baseline (Year)	Target (M/Year)	Progress Against Target (M/Y)*	Evidence (Data sources/Name of Document/Website, etc)			
				Full Title	Date of Publication	Author	Link (if available)
1.2.1 Proportion of population living below the national poverty line, by sex and age	N/A	N/A	N/A	N/A	N/A	N/A	N/A
2.1.2 Prevalence of moderate or severe food insecurity in the population, based on the Food Insecurity Experience Scale (FIES)	N/A	N/A	N/A	N/A	N/A	N/A	N/A
4.6.1 Percentage of population in a given age group achieving at least a fixed level of proficiency in functional (a) literacy and (b) numeracy skills, by sex	N/A	N/A	N/A	N/A	N/A	N/A	N/A
5.b.1 Proportion of individuals who own a mobile telephone, by sex	N/A	N/A	N/A	N/A	N/A	N/A	N/A
8.3.1 Proportion of informal employment in non-agriculture employment, by sex	N/A	N/A	N/A	N/A	N/A	N/A	N/A

 DS


Evaluation/Study/Survey Title	UNDP Strategic Plan Outcome	Partners (joint evaluation)	Evaluation M&E sioned by (if not UNDP)	Type of Evaluation/Study / Survey	Planned Evaluation/Study/Survey Starting Date (Month/Year)	Planned Evaluation/Study/Survey Completion Date (Month/Year)	Estimated Cost	Provisional Source of Funding	Commissioned to external firm/consultant
End line evaluation of 1st cycle of SWAPNO Project	SP Outcome 1: Growth and development are inclusive and sustainable, incorporating productive capacities that create employment and livelihoods for the poor and excluded	Ministry of Local Government, Rural Development and Cooperatives	UNDP	Mid-term Project Evaluation	August 2017	October 2017	US\$ 65,550	SDGF	Yes
Baseline Survey 2nd Cycle	SP Outcome 1: Growth and development are inclusive and sustainable, incorporating productive capacities that create employment and livelihoods for the poor and excluded	Ministry of Local Government, Rural Development and Cooperatives	N/A	Household Survey	September 2017	April 2018	US\$ 40,000	Project Budget	Yes
Social Security Digital Cash Transfer Pilot	SP Output 1.1: National and sub-national systems and institutions enabled to achieve structural transformation of productive capacities that are sustainable and employment - and livelihoods-intensive	Ministry of Local Government, Rural Development and Cooperatives, UNDP Regional Innovation Hub	N/A	Pilot Study	December 2018	March 2019	US\$ 94000	UNDP Regional Hub and Project Budget	No
Baseline Survey 1st Cycle	SP Outcome 1: Growth and development are inclusive and sustainable, incorporating productive capacities that create employment and livelihoods for the poor and excluded	Ministry of Local Government, Rural Development and Cooperatives	N/A	Household Survey	August 2015	May 2016	US\$ 35,000	DSS innovation fund	Yes

PROJECT MONITORING AND EVALUATION PLAN

e-Payment Pilot	SP Output 1.1: National and sub-national systems and institutions enabled to achieve structural transformation of productive capacities that are sustainable and employment - and livelihoods-intensive	Ministry of Local Government, Rural Development and Cooperatives	N/A	Pilot Study	Feb 2017	July 2017	US\$ 25000	Project Budget	No
End line Survey- 2nd Cycle	SP Outcome 1: Growth and development are inclusive and sustainable, incorporating productive capacities that create employment and livelihoods for the poor and excluded	Ministry of Local Government, Rural Development and Cooperatives	BIDS	Household survey	May 2019	Nov 2019	US\$ 60,000	Project Budget	Yes
Baseline Survey- 3rd Cycle	SP Outcome 1: Growth and development are inclusive and sustainable, incorporating productive capacities that create employment and livelihoods for the poor and excluded	Ministry of Local Government, Rural Development and Cooperatives	HDRC	Household survey	November 2019	May 2020	US\$ 50,000	Project Budget	Yes
Study on National Micro-insurance	SP Output 1.1: National and sub-national systems and institutions enabled to achieve structural transformation of productive capacities that are sustainable and employment - and livelihoods-intensive	Ministry of Local Government, Rural Development and Cooperatives	Birla Management Institute on India	Pilot Study	March 2020	June 2020	US\$ 60,000	Project Budget	Yes

PROJECT MONITORING AND EVALUATION PLAN

Study on Market Needs Assessment and Training Needs Assessment	SP Outcome 1: Growth and development are inclusive and sustainable, incorporating productive capacities that create employment and livelihoods for the poor and excluded	Ministry of Local Government, Rural Development and Cooperatives	Consultants	Household Survey	January 2020	March 2020	US\$ 15,000	Project Budget	Yes
Survey (baseline) on Digital Financial Inclusion knowledge and experience	SP Output 1.1: National and sub-national systems and institutions enabled to achieve structural transformation of productive capacities that are sustainable and employment - and livelihoods-intensive	Ministry of Local Government, Rural Development and Cooperatives	N/A	Household survey	June 2020	August 2020	US\$ 5000	Project Budget	Yes
Internal Result Study/Assessment	SP Output 1.1: National and sub-national systems and institutions enabled to achieve structural transformation of productive capacities that are sustainable and employment - and livelihoods-intensive	Ministry of Local Government, Rural Development and Cooperatives	N/A	Household survey	October 2020	December 2020	US\$ 5000	Project Budget	No
3rd Cycle Final Evaluation	SP Outcome 1: Growth and development are inclusive and sustainable, incorporating productive capacities that create employment and livelihoods for the poor and excluded	Ministry of Local Government, Rural Development and Cooperatives	Third party engagement	Household survey	August 2021	December 2021	USD 60,000	Project Budget	Yes



PROJECT MONITORING AND EVALUATION PLAN

M&E Budget 2022 (January to June 2022)

Description	Budget allocated in 2022 (USD)	Cost spent as of June 2022 (USD)	Total cost, including cost projected towards end of June 2022 (USD)	Time spent on 1) monitoring and 2) evaluation
1. Dedicated M&E staff				
a) Monitoring & Evaluation officer (1)	12,900	-	12,900	
b) MIS Officer (1)	12,900	-	12,900	
c) National Consultant Research & Communication (1)	6,300	-	6,300	
d) UNV software & IT support assistant (1)	4,900	-	4,900	
Sub-Total	37,000	-	37,000	
2. Monitoring Activities				
a) Monitoring/travel/field visit	19,000	-	19,000	
c) Knowledge product (Annual Report, and Leaflet, video, printing materials) Lum sump	3,500	-	3,500	
Sub-Total	22,500	-	22,500	
3. Evaluation Activities				
a) Study/assessment	24,600	-	24,600	
Sub-Total	24,600	-	24,600	
Grand Total	84,100	-	84,100	
Proportion to Total Budget	8.94%	-	8.94%	

DocuSigned by:

 0914F0C83D5E4F508-Dec-2021

Rahman Mizanur
 Monitoring & Evaluation Officer

Field Monitoring Plan

January - June 2022

DATE (Month/Year)	LOCATION (District / Upazila)	MISSION MEMBERS (Name / Designation)	PURPOSE	METHODOLOGY
January / 2022	<ul style="list-style-type: none"> • Jamalpur • Gaibandha • Lalmonirhat & • Kurigram 	<ul style="list-style-type: none"> • Kajal Chatterjee: National Project Manager (NPM) • Habibur Rahman, National Project Director (NPD) • G F Rabbani: Enterprise and Employment Specialist • Mizanur Rahman, M&E Officer 	<ul style="list-style-type: none"> • Interaction with District & Upazila administration, local government institution and key stakeholders • Discussion with beneficiaries, PNGO staffs • Observe on going Data collection process of 3r cycle final evaluation • To review the agriculture activities and other piloting activities • Monitor IGAs of the beneficiaries 	<ul style="list-style-type: none"> • Discussion and interaction with different level stakeholders • Observation, interview with trainers & trainees for cross checking. • Physical verification • Interview with beneficiaries & different stakeholders • Sample field visit
February/ 2022	<ul style="list-style-type: none"> • Lalmonirhat & • Gaibandha • Jamalpur • Kurigram & • Satkharia 	<ul style="list-style-type: none"> • Kajal Chatterjee: National Project Manager (NPM) • Habibur Rahman, National Project Director (NPD) • Mizanur Rahman: Monitoring & Evaluation Officer • Durani Md Abul Ahsan: MIS Officer MIS Officer, 	<ul style="list-style-type: none"> • Interaction with District & Upazila administration, local government institution and key stakeholders • Discussion with beneficiaries, PNGO staffs • To review the agriculture activities and other piloting activities • Monitor IGAs of the beneficiaries 	<ul style="list-style-type: none"> • Discussion and interaction with different level stakeholders • Field & Desk data/information quality assessment
March/ 2022	<ul style="list-style-type: none"> • Gaibandha & • Jamalpur 	<ul style="list-style-type: none"> • G F Rabbani: Enterprise and Employment Specialist 	<ul style="list-style-type: none"> • Monitoring & observe Pilot & follow up activities of Gaibandha & Jamalpur • To review and monitor the IGAs and employment of beneficiaries 	<ul style="list-style-type: none"> • Physical verification • Interview with beneficiaries & different stakeholders

DS



DATE (Month/Year)	LOCATION (District / Upazila)	MISSION MEMBERS (Name / Designation)	PURPOSE	METHODOLOGY
May/2022	<ul style="list-style-type: none"> Gaibandha Jamalpur Lalmonirhat 	<ul style="list-style-type: none"> Durani Md Abul Ahsan: MIS Officer MIS Officer, Mizanur Rahman: Monitoring & Evaluation Officer 	<ul style="list-style-type: none"> To review the progress of beneficiaries Monitoring overall progress of the beneficiaries Monitoring the internal data collection mechanism 	<ul style="list-style-type: none"> Discussion with community Meeting with District and Union Parishad representatives

Project Name: Strengthening Women's Ability for Productive New Opportunities (SWAPNO).

Note: This is a tentative Field Monitoring Plan which might be changed considering the present situation of COVID-19

Guideline

- Use the table above. Expand it, if needed. Info in *Italic* is shown as an example.
- Add all field monitoring visits **planned in 2022. Plan is tentative due to the COVID-19 situation.**
- **Add only M&E-related field visits.** DO NOT ADD any other field visit for attending a workshop/meeting, which is not relevant to M&E.
- M&E-related field visits include but are not limited to: **progress monitoring, results/data verification, data quality check, survey preparation, field testing of survey instruments, enumerator's training, and data collection monitoring.**
- **Describe a methodology briefly**, if the purpose of field visit is progress monitoring or results/data verification, or data quality check. It cannot be a rigorous method due to limited time of a field visit, but a rapid method should be identified before going to the field.

DocuSigned by:



0914F0C83D5E4F5...

08-Dec-2021


Rahman Mizanur

Monitoring & Evaluation Officer

SWAPNO RISK LOG

Description of Risk	Type	Probability and Impact*	Consequences	Proposed countermeasures
Major natural calamities like cyclones and floods can cause major setbacks for beneficiaries to move out of poverty	Operational	P=3, I=4	<ul style="list-style-type: none"> ▪ Beneficiaries may lose productive assets especially livestock ▪ Living house of beneficiaries' damage ▪ Achievement of the project objectives will hamper 	<ul style="list-style-type: none"> ▪ SWAPNO develop the capacity of beneficiaries and local government institutions – UDMCs & UzDMCs about the Disaster Risk Reduction (DRR) and climate change adaptation measures ▪ Selection of multiple livelihood activities for beneficiaries to cope with natural disaster ▪ Beneficiary will develop a contingency livelihood plan to cope with natural disaster
Insufficient capacity and motivation of private sector, in particular local SMEs, to engage with the project	Operational	P=3, I=2	<ul style="list-style-type: none"> ▪ Job placement of formal sector employee and lack of suitable workplace environment by for women 	<ul style="list-style-type: none"> ▪ Strong advocacy with formal sectors (garments & leather sectors), liaison and involvement of the private sector ▪ Follow up visits/ongoing monitoring visits to factories, counselling session to women workers about the workplace environment and coping mechanism
Market distortion by procuring goods and services	Fiduciary	P=1, I=4	<ul style="list-style-type: none"> ▪ Credibility of UNDP in use of financial resources will suffer ▪ Project procurement may distort market and induce corruption; 	<ul style="list-style-type: none"> ▪ Project will strictly adhere to UNDP procurement policy ▪ All procurements will be done through UNDP procurement unit
Community Health, Safety and Working Conditions during COVID-19 pandemic	Operational	P=1, I=1	<ul style="list-style-type: none"> ▪ Possible health risks of COVID-19 infection because of human interaction. 	<ul style="list-style-type: none"> ▪ The project will take proper risk mitigation strategy as previous and follow the guideline provided by WHO and GoB. ▪ During the any kind of service delivery, the project personnel will use personal protection kits and maintained proper social distance. ▪ The project will use mobile and WhatsApp for remote monitoring of the activities.

*Impact and probability are measured in five-point scale where 1 is minimum and 5 is maximum points

DocuSigned by:

 0914F0C83D5708-2021

Rahman Mizanur

Monitoring & Evaluation O

United Nations Development Programme (UNDP) Bangladesh and promote workplace

Gender Action Plan

Objectives:

1. To ensure Better integration & mainstreaming of GE in all projects and programmes
2. To support monitoring of gender specific indicators and achievements
3. To create safe workplace
4. To compliance with UNDP Gender Equality Seal

Guideline for Gender Action Plan:

1. Identify activities under each output with in your existing annual work plan for 2020 that will directly contribute to gender equality
2. Identify strategies for gender mainstreaming within existing activities of your work plan which do not directly contribute to gender equality (for example, a training will be conducted on service delivery. You may add one dedicated session on women's access to different service delivery to discuss different needs and priorities of women, constraints for women in accessing those services etc.)
3. Mention budgetary allocation for the identified activities directly contributing to gender equality (as it is now)
4. Do an exercise to calculate and determine certain percentage of budget allocation for the activities that don't directly contribute to gender equality
5. Keep budget allocation for joint programmes on International Women's Day, 16 Days of Activism etc.: for producing and printing IEC materials for raising awareness on SHAA and SEA among your project staff and beneficiaries
6. Identify the person or unit who will be responsible for conducting the activities or monitoring and ensuring that the activities are done following the Gender Action plan
7. Include measurable indicators for activities identified (we will do this exercise once again along with our M&E focal for finalizing the indicators)

Strengthening Women's Ability for Productive New Opportunities (SWAPNO) Project
United Nations Development Programme (UNDP) Bangladesh and promote workplace
Gender Action Plan January-June,2022

Actions	Person/ team Responsible	Time frame	Budget allocation		Proposed indicator
			Budgeted Amount USD	%	
Outcome :1: Increased Income and Assets by Expanding Choices					
Output 1.1: Women Beneficiaries of SWAPNO are aware on formal sector workplace environment					
Activity 1.1.1: Provide support services and promote women in workplace environment	E&E specialist, FOs, GSS	Jan- May 2022	10,000	20.83%	Employers of 5 factories are aware about PSHAA & VAW 400 interested women are received training on workplace environment
Activity 1. 1.2: Psychosocial counselling for productive age group of SWAPNO women beneficiaries for formal sector employment	E&E specialist, FOs, GSS	Jan -June,2022	10,000	20.83%	
Outcome 2: Enhanced human capabilities for exercising choices					
Output 2.2 Women's Nutrition intake improves					
Activity 2.2.1: Follow-up Nutrition campaign activities & community health clinic to available health services	FOs, GSS	Jan -June,2022	13,000	27.08%	
Output: 2:3: Women can access to Union Upazila and district					
Activity: 2.1.1: Counselling & disseminate messages to SWAPNO women beneficiaries & communities on GBV and SHAA	SWAPNO Field Team, Union worker & project officer of PNGOs	Jan-June, 2022	5,000	10.42%	Increased awareness on SHAA, Harassment and GBV at community level.
Activity:2.1.4: Observe different events (like as International women's day/ 16 days activism/ Human Rights Day	GSS & Communication officer, SWAPNO District offices	March- June,2021	10,000	20.83%	Day Observed and report prepare
Total			48,000	100%	

Note: SWAPNO senior management will support in all stages of activity to implement gender activities successfully. GAP developed based on AWP the above listed activities purely focusing on promoting gender quality, justice and women empowerment, through implementing others SWAPNO activities.

Abbreviation: GSS: Gender and Social Development Specialist

E&E: Enterprise & Employment Specialist.

FOs: Field Offices.

A handwritten signature in cursive script, appearing to read 'Choudhury', written in black ink.

Selina Choudhury

Gender & Social Development Specialist

Strengthening Women's Ability for Productive New Opportunities (SWAPNO) Project

Communication Plan (Jan – June 2022)

<u>Target Audience</u> (Ranked by Importance; highlights contacts already made)	<u>Communication Activities & Tools</u> (How best to reach your respective target audiences with key messages?)	<u>Timing</u> (When is the activity due or how often?)	<u>Expected Result/Indicator of achievement</u> (for each tool chosen)	<u>Resource Requirement</u>	<u>Responsible CO Unit/Person</u> (And supporting unit/persons if any)
General Public	<ul style="list-style-type: none"> • Social Media: At-least two Facebook posts monthly. Highlighting beneficiaries works and events. • National Dailies: Articles in newspapers as per major events and partnerships. • SWAPNO Website: weekly update on project progress. 	Q1-Q2	Promotion of SWAPNO project activities and achievements	10,000 (11.51%)	<ul style="list-style-type: none"> • Communication officer
Donors and partners	<ul style="list-style-type: none"> • Quarterly Monitoring Report • Annual activity report • Donor report 	Q1-Q2	Continuous updates on activities and results and make changes as per suggestions	5,000 (5.76%)	<ul style="list-style-type: none"> • M&E Officer • Communication Officer
Donors and partners	<ul style="list-style-type: none"> • National level workshop 		Showcasing project's success	56,880 (65.47%)	<ul style="list-style-type: none"> • Project Manager • Communication Officer
General Public, donors and stakeholders	<ul style="list-style-type: none"> • Toolkit on Decent Workplace Environment • Video documentation of formal sector employment • BCC materials on project intervention-based Success stories • Media releases, news media partnership with print and electronic media 	Q1-Q2	Showcasing project's interventions on formal sector employment	15,000 (17.26%)	<ul style="list-style-type: none"> • Communication Officer • Project Enterprise development and employment specialist
Total				86,880 (100%)	

DocuSigned by:



BB0CB889E7414DC08-Dec-2021

Kashfia Sharmin


Kashfia Sharmin, National



Contract Management Plan

Project Title	Strengthening Women's Ability for Productive New Opportunities (SWAPNO)
Duration	1 st January'2022 to 30 th June'2022
Project ID (Atlas)	00090809

Type of Contract ¹	Partner's Name	End Date	Actions to be undertaken ²
LoA	Bangladesh Institute of Development Studies (BIDS)	15 th March'2022	Request for a no cost extension of the existing contract has been sent to Partnership cluster. Once the contract is extended, 2 different payment will be made based on the expected delivery.

DocuSigned by:

 30AD9C3C86E96A0
 29 Dec-2021
 (Kajal Chatterjee)
 National Project Manager
 SWAPNO Project

¹ LOA/MOU/PO

² Action to be taken before end of the contract



Donor Reporting Calendar

Project Title	Strengthening Women's Ability for Productive New Opportunities (SWAPNO)
Duration	1 st January'2022 to 30 th June'2022
Project ID (Atlas)	00090809

Donor's Name	Type of Report ¹	Reporting Frequency ²	Reporting Deadline
Marico	Quarterly Financial Progress Report (4 th Quarter 2021)	Quarterly	15 th January 2022
Sida	Annual Progress Report	Annual	28 February 2022
Sida	Annual Financial Report	Annual	28 February 2022
Marico	Annual Progress Report	Annual	28 February 2022
Marico	Interim Financial Report	Annual	31 st January 2022
Sida	Six monthly Factual Progress Report (Excel)	Semi-annual	31 st March 2022
Sida	Six monthly Financial Progress Report (Excel)	Semi-annual	31 st March 2022
Sida	Annual Certified Financial Statement	Annual	30 June 2022

DocuSigned by:

30AD9C3C86E2901 29-Dec-2021

(Kajal Chatterjee)
National Project Manager
SWAPNO Project

¹ Narrative/Financial

² Quarterly/Half-yearly/Annual

RESOURCE MOBILIZATION ACTION PLAN for 2022

Strengthening Women's Ability for Productive New Opportunities (SWAPNO)
Local Government Division, Ministry of LGRD&C

Target Partner	<u>Expected funding</u> In USD	<u>Targeted area(s) of cooperation*</u> <i>(Linked to new Strategic Plan)</i>	<u>Concrete actions and timing for</u> <u>engagement</u>	<u>Responsible CO</u> <u>Unit/Person</u>
		Not Applicable		
Total				

DocuSigned by:

 30AD9C3C86E34A0
 29-Dec-2021

(Kajal Chatterjee)
National Project Manager
SWAPNO Project



HACT Follow-up Action Plan

Project Title	Strengthening Women's Ability for Productive New Opportunities (SWAPNO)
Duration	1 st January'2022 to 30 th June'2022
Project ID (Atlas)	00090809

Type of Assessment/Assurance ¹	IP's Name	List of Observations	Actions to be undertaken	Deadline
Micro Assessment				
		Not Applicable		
Spot Check				
		Not Applicable		
Audit				

DocuSigned by:

30AD9C3C86E34A0

29-Dec-2021

(Kajal Chatterjee)
National Project Manager
SWAPNO Project

¹ Micro Assessment, Audit, Spot Check (year should be mentioned)
Please add more rows if needed.



শেখ হাসিনার মূলনীতি
গ্রাম শহরের উন্নতি



গণপ্রজাতন্ত্রী বাংলাদেশ সরকার
স্থানীয় সরকার, পল্লী উন্নয়ন ও সমবায় মন্ত্রণালয়
স্থানীয় সরকার বিভাগ
পরিকল্পনা -২ শাখা



স্মারক নং-৪৬.০৯৪.০০৭.০৪.০০.২১.২০১৮-৬৩২


তারিখঃ ২৫/১১/২০২১

বিষয়ঃ স্থানীয় সরকার বিভাগ কর্তৃক বাস্তবায়নাধীন “উৎপাদনশীল ও সম্ভাবনাময় কর্মের সুযোগ গ্রহণে নারীর সামর্থ্য উন্নয়ন (স্বপ্ন)” প্রকল্পের ওপর অনুষ্ঠিত ৬ষ্ঠ প্রজেক্ট স্টিয়ারিং কমিটি (পিএসসি) সভার কার্যবিবরণী প্রেরণ প্রসংগে।

স্থানীয় সরকার বিভাগের সিনিয়র সচিব জনাব হেলালুদ্দীন আহমদ মহোদয়ের সভাপতিত্বে গত ০৭/১১/২০২১ তারিখে স্থানীয় সরকার বিভাগ কর্তৃক বাস্তবায়নাধীন “উৎপাদনশীল ও সম্ভাবনাময় কর্মের সুযোগ গ্রহণে নারীর সামর্থ্য উন্নয়ন (স্বপ্ন)” প্রকল্পের উপর ভিডিও কনফারেন্সিং (ভার্চুয়ালি) এর মাধ্যমে ৬ষ্ঠ প্রজেক্ট স্টিয়ারিং কমিটি'র (পিএসসি) সভা অনুষ্ঠিত হয়।

২। উক্ত সভার কার্যবিবরণী পরবর্তী প্রয়োজনীয় কার্যার্থে নির্দেশক্রমে এতদসংগে প্রেরণ করা হলো।

সংযুক্তি : বর্ণনামতে (৩ পৃষ্ঠা)।


(মোঃ আল-আমিন সরকার)
উপসচিব
ফোনঃ ৯৫৪৬২৬০

বিতরণঃ (জ্যেষ্ঠতার ক্রমানুযায়ী নয়)

১. সিনিয়র সচিব, অর্থ বিভাগ, অর্থ মন্ত্রণালয়, বাংলাদেশ সচিবালয়, ঢাকা।
২. সদস্য, সাধারণ অর্থনীতি বিভাগ, পরিকল্পনা কমিশন, শের-ই-বাংলা নগর, ঢাকা।
৩. সদস্য, আর্থ-সামাজিক অবকাঠামো বিভাগ, পরিকল্পনা কমিশন, শের-ই-বাংলা নগর, ঢাকা।
৪. সদস্য, কার্যক্রম বিভাগ, পরিকল্পনা কমিশন, শের-ই-বাংলা নগর, ঢাকা।
৫. সচিব, অর্থনৈতিক সম্পর্ক বিভাগ, পরিকল্পনা কমিশন, শের-ই-বাংলা নগর, ঢাকা।
৬. সচিব, আইএমইডি, শের-ই-বাংলা নগর, ঢাকা।
৭. সচিব, মহিলা ও শিশু বিষয়ক মন্ত্রণালয়, বাংলাদেশ সচিবালয়, ঢাকা।
৮. সচিব, সমাজ কল্যাণ মন্ত্রণালয়, বাংলাদেশ সচিবালয়, ঢাকা।
৯. মহাপরিচালক (মইই), স্থানীয় সরকার বিভাগ, বাংলাদেশ সচিবালয়, ঢাকা।
১০. অতিরিক্ত সচিব (ইউপি অধিশাখা), স্থানীয় সরকার বিভাগ, বাংলাদেশ সচিবালয়, ঢাকা।
১১. যুগ্মসচিব (পরিকল্পনা), স্থানীয় সরকার বিভাগ, বাংলাদেশ সচিবালয়, ঢাকা।
১২. জাতীয় প্রকল্প পরিচালক “উৎপাদনশীল ও সম্ভাবনাময় কর্মের সুযোগ গ্রহণে নারীর সামর্থ্য উন্নয়ন (স্বপ্ন)” শীর্ষক প্রকল্প ও যুগ্ম-সচিব (উন্নয়ন অধিশাখা), স্থানীয় সরকার বিভাগ, বাংলাদেশ সচিবালয়, ঢাকা।
১৩. যুগ্মসচিব (পরিকল্পনা অধিশাখা), স্থানীয় সরকার বিভাগ, বাংলাদেশ সচিবালয়, ঢাকা।
১৪. উপসচিব (প্রশাসন-১ শাখা ও বাজেট), স্থানীয় সরকার বিভাগ, বাংলাদেশ সচিবালয়, ঢাকা।
১৫. উপসচিব (ইউপি-২ শাখা), স্থানীয় সরকার বিভাগ, বাংলাদেশ সচিবালয়, ঢাকা।

অনুলিপিঃ

১. মাননীয় মন্ত্রী মহোদয়ের একান্ত সচিব, স্থানীয় সরকার, পল্লী উন্নয়ন ও সমবায় মন্ত্রণালয়, বাংলাদেশ সচিবালয়, ঢাকা।
২. সিনিয়র সচিব মহোদয়ের একান্ত সচিব, স্থানীয় সরকার বিভাগ, বাংলাদেশ সচিবালয়, ঢাকা।
৩. অফিস কপি।



“শেখ হাসিনার মূলনীতি
গ্রাম শহরের উন্নতি”



গণপ্রজাতন্ত্রী বাংলাদেশ সরকার
স্থানীয় সরকার, পল্লী উন্নয়ন ও সমবায় মন্ত্রণালয়
স্থানীয় সরকার বিভাগ
পরিকল্পনা-২ শাখা



বিষয় : “উৎপাদনশীল ও সম্ভাবনাময় কর্মের সুযোগ গ্রহণে নারীর সামর্থ্য উন্নয়ন (স্বপ্ন)” শীর্ষক প্রকল্পের ৬ষ্ঠ স্টিয়ারিং কমিটি সভার কার্যবিবরণী।

সভাপতি	:	জনাব হেলালুদ্দীন আহমদ, সিনিয়র সচিব, স্থানীয় সরকার বিভাগ
সভার তারিখ	:	০৭/১১/২০২১
	:	ভিডিও কনফারেন্সিং (ভার্চুয়ালি)
সভায় উপস্থিতির তালিকা	:	পরিশিষ্ট-‘ক’

১. উপস্থাপনাঃ

১.১ সভার শুরুতে সভাপতি, স্থানীয় সরকার বিভাগের সিনিয়র সচিব, জনাব হেলালুদ্দীন আহমদ উন্নয়ন সহযোগী সংস্থা, ইউএনডিপি'র আবাসিক প্রতিনিধি, সহকারী আবাসিক প্রতিনিধি এবং বিভিন্ন মন্ত্রণালয় থেকে উপস্থিত সম্মানিত কর্মকর্তাদের আন্তরিক শুভেচ্ছা ও ধন্যবাদ জ্ঞাপন করেন। অতঃপর সভাপতি মহোদয়ের অনুমতিক্রমে স্থানীয় সরকার বিভাগের যুগ্মসচিব (পরিকল্পনা) প্রকল্পটি উপস্থাপন করে বলেন, প্রকল্পটি দেশের ৬টি বিভাগের ২২টি জেলাধীন ১০৬টি উপজেলার ১০৩০টি ইউনিয়নে বাস্তবায়নায়ী রয়েছে। প্রকল্পটি মোট ৮৫৩.৪০ কোটি (জিওবি ২১৩.৩৫ কোটি এবং প্রকল্প সাহায্য ৬৪০.০৫ কোটি) টাকা প্রাক্কলিত ব্যয়ে এপ্রিল ২০১৫ হতে ডিসেম্বর ২০১৯ মেয়াদে বাস্তবায়নের নিমিত্ত গত ২৬/০৫/২০১৫ তারিখে একনেক কর্তৃক অনুমোদিত হয়। পরবর্তীতে প্রকল্পের ব্যয় বৃদ্ধি ব্যতিরেকে মেয়াদ ১ম বার ১ (এক) বছর বৃদ্ধিপূর্বক ডিসেম্বর ২০২০ পর্যন্ত নির্ধারণ করা হয়। এরপর প্রকল্পের ব্যয় বৃদ্ধি ব্যতিরেকে মেয়াদ ২য় বার ১ (এক) বছর বৃদ্ধিপূর্বক ডিসেম্বর ২০২১ পর্যন্ত নির্ধারণ করা হয়। প্রকল্প সাহায্যের মধ্যে এ পর্যন্ত ইউএনডিপি থেকে ৩৬.৩০ কোটি, এসডিজিএফ থেকে ১১.৮৯ কোটি, বিএসআরএম থেকে ১.৬২ কোটি, মারিকো থেকে ৫.৩১ কোটি, ব্যাংক এশিয়া থেকে ০.৫৯ কোটি, সিডা থেকে ৩১.৩৩ কোটি এবং এশিয়াটিক সোসাইটি থেকে ০.০৬ কোটি টাকাসহ মোট ৮৭.১০ কোটি টাকা পাওয়া গেছে। প্রকল্পের বৈদেশিক অর্থায়নে আনফান্ডেড অর্থের পরিমাণ মোট বরাদ্দের প্রায় ৮৬.৩৯%।

১.২ স্থানীয় সরকার বিভাগের যুগ্মসচিব (পরিকল্পনা) বলেন, প্রকল্পের মূল উদ্দেশ্য চারটি: (ক) কর্মসংস্থান সৃষ্টির মাধ্যমে গ্রামীণ দুঃস্থ নারীদের চরম দারিদ্র্য অবস্থার উন্নয়ন, (খ) উপকূলীয় এবং খাদ্য ঘাটতি প্রবণ চরম দরিদ্র অঞ্চলের দুঃস্থ ও অসহায় নারীদেরকে “দরিদ্র ফাঁদ” হতে উত্তরণ, (গ) গ্রামাঞ্চলের দারিদ্র্য বিমোচন এবং উন্নয়ন কর্মসূচীতে নারীদের ব্যাপক অংশগ্রহণ নিশ্চিতকরণের মাধ্যমে “স্বপ্ন” প্রকল্প-কে একটি টেকসই প্রকল্প হিসেবে প্রতিষ্ঠিত করা এবং (ঘ) বাংলাদেশ সরকারের দারিদ্র্য বিমোচন কৌশল এবং সহশ্রাব্দ উন্নয়ন লক্ষ্যমাত্রার আলোকে দারিদ্র্য বিমোচনে একটি সমন্বিত কর্মপরিকল্পনা গ্রহণ করা। তিনি বলেন, প্রকল্পের আওতায় জীবন দক্ষতা উন্নয়নের জন্য ৭টি প্রয়োজনীয় বিষয়ে যেমন: স্বাস্থ্য ও পুষ্টি, নারী-পুরুষ সম্পর্ক উন্নয়ন, নারী অধিকার, জলবায়ু পরিবর্তন ও দুর্যোগ মোকাবেলা, স্বশিক্ষণ সহজ হিসাব, নেতৃত্ব উন্নয়ন এবং ক্ষুদ্র উদ্যোক্তাদের করণীয় বিষয়ে প্রশিক্ষণ প্রদান এবং প্রশিক্ষিত নারীদেরকে বিভিন্ন আয়-বৃদ্ধিমূলক কর্মকাণ্ডে সম্পৃক্ত করাসহ আত্মহী ও উপযুক্ত সুবিধাভোগী নারীদেরকে বিভিন্ন শিল্প-প্রতিষ্ঠানে চাকুরীর ব্যবস্থা করা হচ্ছে।

২.০ আলোচনা :

২.১ প্রকল্পের ক্রমপুঞ্জিত আর্থিক ও বাস্তবায়ন অগ্রগতি সম্পর্কে সভায় অবহিত করা হয় যে, প্রকল্পের আর্থিক অগ্রগতি ১৭২.৯৯ কোটি টাকা (২০.২৭%) যার মধ্যে জিওবি ৯৮.৬৪ কোটি (৪৬.২৩%) এবং প্রকল্প সাহায্য ৭৪.৩৫ কোটি (১১.৬২%) এবং বাস্তব অগ্রগতি ২১.৯৬%। প্রকল্পটি ২২৩টি ইউনিয়নের মোট ১২,৪৯২ জন উপকারভোগীকে নিয়োজিত করে ১৪,৫৬৭টি গ্রামীণ সড়ক ও অবকাঠামো রক্ষণাবেক্ষণ কাজ সম্পাদন করা হয়েছে। ৮১.১৫ কোটি টাকা মজুরি প্রদান এবং ২৭.০৫ কোটি টাকা বাধ্যতামূলক সঞ্চয় সৃষ্টি হয়েছে। ৬৬৯টি টানা সমিতির (ROSCA) মাধ্যমে ঘূর্ণায়মান সঞ্চয়ের মাধ্যমে প্রায় ১৬ কোটি টাকা বিভিন্ন আয়মূলক কর্মকাণ্ডে বিনিয়োগ করা হয়েছে। ১৭১টি কৃষি পণ্য ক্রয়-বিক্রয় কেন্দ্র স্থাপন, ১০০ জন নারী উপকারভোগী কেঁচো সার উৎপাদন ও বিপণন কর্মকাণ্ডে সম্পৃক্ত রয়েছেন। দেশীয় জাতের মুরগীর বাচ্চা উৎপাদনের লক্ষ্যে জামালপুর জেলায় ৩টি মিনি হ্যাচারি স্থাপনের কার্যক্রম চলমান রয়েছে এবং ১২টি ইউনিয়নে পরীক্ষামূলকভাবে ক্ষুদ্র স্বাস্থ্য বীমা চালু রয়েছে। ১৭১টি ইউনিয়ন দুর্যোগ ব্যবস্থাপনা কমিটির ৫,৪৭২ জন সদস্যকে প্রশিক্ষণ প্রদান করা হয়েছে এবং সংশ্লিষ্ট ইউনিয়ন পরিষদের সুপারিশক্রমে বন্যা প্রবণ এলাকার অধিক ক্ষতিগ্রস্ত ১৯৮ জন প্রকল্প উপকারভোগীর বসতভিটা উচ্চকরণ কার্যক্রম চলমান রয়েছে। ৬২২ জন নারী উপকারভোগীকে স্থানীয় দর্জি/বাটিক/হস্তশিল্প প্রতিষ্ঠানে সংযুক্ত করে তাদের দক্ষতা বৃদ্ধি এবং কর্মসংস্থানের সুযোগ সৃষ্টি করা হয়েছে। আনুষ্ঠানিক কর্মক্ষেত্রে (তৈরী পোষাক শিল্প ও চামড়াজাত শিল্প) ৪৬৮ জন নিয়োগপ্রাপ্ত হয়েছেন এবং ৫৩২ জনের প্রশিক্ষণ কার্যক্রম চলমান রয়েছে। কুড়িগ্রাম জেলায় দুইটি নারী কল্যাণ সমিতি গঠন করা হয়েছে, যেখানে স্বল্পমূল্যের স্যানিটারি ন্যাপকিন উৎপাদিত হচ্ছে, পাস্তুরিত দুগ্ধ উৎপাদন কেন্দ্র প্রতিষ্ঠার কার্যক্রম চলমান রয়েছে, ফলে প্রায় ৩০০ উপকারভোগীর কর্মসংস্থানের সুযোগ তৈরী হবে। সাতক্ষীরায় একটি মিনি-গার্মেন্টস প্রতিষ্ঠা করা হয়েছে যেখানে ৬০ জন উপকারভোগীর কর্মসংস্থান হয়েছে। গাইবান্ধা জেলার (আশ্রয়ণ প্রকল্পে) আর্সেনিক ও আয়রণমুক্ত সুপেয় পানি শোধনাগার স্থাপনের কাজ চলমান রয়েছে। স্বপ্ন প্রকল্পের জাতীয় প্রকল্প ব্যবস্থাপক বলেন, প্রকল্পের মেয়াদ ৬ (ছয়) মাস বৃদ্ধি পেলে জিওবি অংশ হতে কোনো বরাদ্দের প্রয়োজন হবে না বরং প্রকল্প সাহায্য হিসেবে অবশিষ্ট ১৬.২৩ কোটি টাকা দিয়ে চলমান কার্যক্রম জুন ২০২২ পর্যন্ত সম্পন্ন করা সম্ভব হবে।

- ২.২ আর্থ-সামাজিক অবকাঠামো বিভাগের অতিরিক্ত সচিব (স্বাইসোয়াম উইং) বলেন, প্রকল্পটির উদ্দেশ্য এবং কার্যক্রম বেশ ভাল কিন্তু প্রকল্পটি প্রায় ৬ (ছয়) বছর অতিবাহিত করেছে যেখানে বাস্তব অগ্রগতি মাত্র ২২% আর আর্থিক অগ্রগতি প্রায় ২০%। দারিদ্র্য বিমোচনে প্রকল্পটির কার্যক্রম বেশ ভাল হলেও প্রকল্পটির বাস্তবায়ন অগ্রগতি সন্তোষজনক নয়। প্রকল্পের বৈদেশিক সহায়তাও খুব কম বরং জিওবি থেকেই খরচের পরিমাণ বেশি। এ অবস্থায় প্রকল্পটি সংশোধনের ক্ষেত্রে বৈদেশিক সহায়তা প্রাপ্তির লক্ষ্যে কৌশলগত বিশদ পরিকল্পনা গ্রহণ করা প্রয়োজন মর্মে তিনি মন্তব্য করেন। সার্বিক অবস্থা বিবেচনা করে এবং প্রকল্পের উন্নয়নযোগ্য বিষয়গুলো বিশ্লেষণ করে তিনি পরবর্তী পদক্ষেপ গ্রহণের পরামর্শ প্রদান করেন। এ সংক্রান্ত বিষয়ে সভায় অবহিত করা হয় যে, প্রকল্পটির ২২টি জেলায় কার্যক্রমের লক্ষ্যমাত্রা থাকলেও গুরুত্ব দিকে বৈদেশিক অর্থায়ন Unfunded থাকার কারণে মাত্র ৫টি জেলায় কার্যক্রম বাস্তবায়ন করা সম্ভব হয়েছে। আর্থিক সংকটের কারণে এ প্রকল্পটি ৫টি জেলায় বাস্তবায়িত হচ্ছে এবং মোট লক্ষ্যমাত্রার সাথে তুলনা করলে বাস্তবায়ন অগ্রগতি সন্তোষজনক নয় মর্মে প্রতীয়মান হয়।
- ২.৩ আইএমইডি'র পরিচালক বলেন, দারিদ্র্য বিমোচনে এ প্রকল্পটির কার্যক্রম বেশ ভাল, উপকারভোগীদের জন্য গৃহীত প্রকল্পটির আয়বৃদ্ধিমূলক কর্মকান্ড, সঞ্চয় ও বিনিয়োগ তহবিল গঠনের মাধ্যমে প্রকল্পটি সফলতা দেখিয়েছে। তিনি ব্যয় বৃদ্ধি ব্যতিরেকে প্রকল্পটি ৬ (ছয়) মাস মেয়াদ বৃদ্ধি করার বিষয়ে সহমত পোষণ করেন।
- ২.৪ সাধারণ অর্থনীতি বিভাগের যুগ্মপ্রধান বলেন, প্রকল্পের ৬ (ছয়) মাস মেয়াদ বৃদ্ধির বিষয়টি যুক্তিযুক্ত। প্রকল্পের Unfunded অংশ হতে ভবিষ্যতে কোন অর্থায়নের সম্ভাবনা রয়েছে কিনা এবং প্রকল্পের গ্রামীণ নারীদের জন্য স্বাস্থ্য বীমার যে কার্যক্রম চলমান রয়েছে তার বর্তমান অবস্থা কি সে বিষয়ে জানতে চান। সরকারি সম্পদ রক্ষণাবেক্ষণের জন্য নারীদের মজুরি বাবদ মাত্র ২০০/- টাকা প্রদানের বিষয়টি বর্তমান প্রেক্ষাপটে সম্মতিপূর্ণ নয় বলে তিনি মনে করেন। প্রকল্পটি সংশোধনের সময়ে নারীদের মজুরি বাড়ানো যায় কি না তা বিবেচনায় রাখার পরামর্শ প্রদান করেন।
- ২.৫ প্রকল্পের গ্রামীণ নারীদের স্বাস্থ্য বীমার কার্যক্রম সংক্রান্ত বিষয়ে সভায় অবহিত করা হয় যে, এ প্রকল্পের স্বাস্থ্য বীমার কার্যক্রম জামালপুর জেলায় পরীক্ষামূলকভাবে চলমান রয়েছে এবং তা খুবই সফলতার সাথে বাস্তবায়িত হচ্ছে। প্রকল্পের Unfunded অর্থের বিষয়ে তিনি সভায় উপস্থিত উন্নয়ন সহযোগীদের দৃষ্টি আকর্ষণ করেন।
- ২.৬ সমাজকল্যাণ মন্ত্রণালয়ের যুগ্মসচিব বলেন, এ প্রকল্পের কার্যক্রম খুবই ইতিবাচক। প্রকল্পটি সংশোধনের জন্য ৬ মাস সময় বাড়ানো ঠিকই আছে কিন্তু এই স্বল্প সময়ের মধ্যে প্রকল্পের চলমান কার্যক্রম কতটুকু অর্জন করা সম্ভব হবে সে জিজ্ঞাসার পরিপ্রেক্ষিতে জানানো হয় যে, যেহেতু প্রকল্পটির কার্যক্রম বেশ ভাল তাই পরবর্তীতে প্রকল্পটি বৈদেশিক সহায়তায়, না কি জিওবি'র অর্থায়নে বাস্তবায়িত হবে সে বিষয়ে সিদ্ধান্ত প্রয়োজন। এ পর্যায়ে স্থানীয় সরকার বিভাগের যুগ্মসচিব (পরিকল্পনা) বলেন, চলমান কাজগুলো সঠিকভাবে বাস্তবায়নের জন্য ব্যয় বৃদ্ধি ব্যতিরেকে ৬ (ছয়) মাস অর্থাৎ জুন ২০২২ পর্যন্ত প্রকল্পটির মেয়াদ বৃদ্ধি করা যেতে পারে। ডিপিপি'র লক্ষ্যমাত্রা অনুসারে ২২টি জেলায় বাস্তবায়নের বিষয়ে পরবর্তীতে সিদ্ধান্ত নেয়া যেতে পারে বলে তিনি অভিমত ব্যক্ত করেন।
- ২.৭ জাতিসংঘ উন্নয়ন কর্মসূচি'র বাংলাদেশের আবাসিক প্রতিনিধি বলেন, প্রকল্পটির ২২টি জেলায় কাজ করার লক্ষ্যমাত্রা ছিল কিন্তু বাস্তবে ৫টি জেলায় এর কর্মকান্ড পরিচালিত হচ্ছে। প্রকল্পটি বেশ সফলতার সাথেই এর কার্যক্রম বাস্তবায়ন করছে। করোনাকালীন সময় এ ধরনের প্রকল্পের খুবই প্রয়োজন রয়েছে বলে তিনি মনে করেন। এ প্রকল্পের উপকারভোগীরা সাফল্যের সাথে করোনাকালীন সমস্যা মোকাবেলা করছে। প্রকল্পের নারীদের মজুরি পরবর্তীতে ২০০/- টাকা থেকে আরো বৃদ্ধি করা যেতে পারে বলে তিনি সহমত পোষণ করেন। এ প্রকল্পটি দারিদ্র্য বিমোচনে অতুলনীয় ভূমিকা রাখছে এবং কোভিড-১৯ মোকাবেলায় সফলভাবে কাজ করছে। উন্নয়ন সহযোগীদের কাছ থেকে এ প্রকল্পের জন্য প্রকল্প সাহায্য হিসেবে প্রায় ৭.৫ থেকে ৮.০০ মিলিয়ন ডলার পাওয়ার সম্ভাবনা রয়েছে বলেও তিনি উল্লেখ করেন। প্রকল্পটি ৬ মাস মেয়াদ বৃদ্ধির পাশাপাশি ডিপিপি'র লক্ষ্যমাত্রা অনুসারে যেন ২২টি জেলায় এর কর্মকান্ড সম্প্রসারণ করতে পারে সে বিষয়ে সকলের প্রতি অনুরোধ জানান। প্রকল্পের অগ্রগতি মূল্যায়ন ও দ্রুততার সাথে ডিপিপি সংশোধন করা দরকার বলেও তিনি উল্লেখ করেন।
- ২.৮ সভাপতি আলোচনার ইতি টেনে বলেন, “স্বপ্ন” প্রকল্পটির সাথে গ্রামীণ নারীদের জীবন-জীবিকা জড়িত। তৃণমূল পর্যায়ে দারিদ্র্য বিমোচনে এ প্রকল্পটি কার্যকরী ভূমিকা পালন করছে। প্রকল্পের কার্যক্রমে গতিশীলতা বজায় রাখার স্বার্থে দ্রুততার সাথে প্রকল্পে একজন জাতীয় প্রকল্প পরিচালক নিয়োগ করার জন্য তিনি প্রশাসন অনুবিভাগকে নির্দেশনা প্রদান করেন। তিনি বলেন, আলোচনা অনুসারে প্রকল্পের মেয়াদ ৬ (ছয়) মাস বৃদ্ধির বিষয়টি বিবেচনা করা যায়। তবে পরবর্তী করণীয় বিষয়ে প্রকল্পের বৈদেশিক অর্থায়ন প্রাপ্তিসহ যাবতীয় কার্যাবলী পর্যালোচনা করে পৃথক প্রস্তাব প্রদানের পরামর্শ প্রদান করেন।
- ৩.০ সিদ্ধান্ত : বিস্তারিত আলোচনা শেষে নিম্নোক্ত সিদ্ধান্ত গৃহীত হয় :
- ৩.১ ব্যয় বৃদ্ধি ব্যতিরেকে প্রকল্পটির মেয়াদ ৬ (ছয়) মাস অর্থাৎ জুন ২০২২ বৃদ্ধি করার প্রয়োজনীয় ব্যবস্থা গ্রহণ করতে হবে; এবং
- ৩.২ পরবর্তী করণীয় বিষয়ে বৈদেশিক অর্থায়ন প্রাপ্তিসহ যাবতীয় কার্যাবলী পর্যালোচনা করে একটি পৃথক প্রস্তাব প্রেরণ করতে হবে।
৪. আর কোন আলোচনা না থাকায় সভাপতি সংযুক্ত সকলকে ধন্যবাদ জ্ঞাপন করে সভার সমাপ্তি ঘোষণা করেন।


 (হেলালুদ্দীন আহমদ)
 সিনিয়র সচিব
 স্থানীয় সরকার বিভাগ

পরিশিষ্ট 'ক': সভায় উপস্থিত অংশগ্রহনকারীদের তালিকা (জেষ্ঠ্যতার ভিত্তিতে নয়)

১. জনাব হেলালুদ্দীন আহমদ, সিনিয়র সচিব, স্থানীয় সরকার বিভাগ।
২. জনাব ড. মলয় চৌধুরী, অতিরিক্ত সচিব, ইউনিয়ন পরিষদ অধিশাখা ও অতিরিক্ত দায়িত্ব, আইন শাখা, স্থানীয় সরকার বিভাগ।
৩. জনাব ড. মোঃ মোস্তাফিজুর রহমান, অতিরিক্ত সচিব (স্বাস্থ্যসেবার উইং), আর্থ-সামাজিক অবকাঠামো।
৪. জনাব আবু মোঃ মহিউদ্দিন কাদেরী, যুগ্মসচিব (পরিকল্পনা অধিশাখা), স্থানীয় সরকার বিভাগ।
৫. জনাব মোহাম্মদ ওয়ালিদ হোসেন, যুগ্ম সচিব (বাজেট-৪), অর্থ বিভাগ, অর্থ মন্ত্রণালয়।
৬. জনাব অমল কৃষ্ণ মন্ডল, যুগ্মসচিব ও অনুবিভাগ প্রধান (জাতিসংঘ), অর্থনৈতিক সম্পর্ক বিভাগ।
৭. জনাব মোঃ মাহবুবুল হক পাটোয়ারী, যুগ্মপ্রধান, দারিদ্র বিশ্লেষণ ও পরিবীক্ষণ অনুবিভাগ, সাধারণ অর্থনীতি বিভাগ, পরিকল্পনা মন্ত্রণালয়।
৮. জনাব জোবায়দা বেগম, যুগ্মসচিব, পরিকল্পনা ও উন্নয়ন অধিশাখা, সমাজকল্যাণ মন্ত্রণালয়।
৯. জনাব সুদীপ্ত মূখার্জি, আবাসিক প্রতিনিধি, জাতিসংঘ উন্নয়ন কর্মসূচি, বাংলাদেশ।
১০. Van Nguyen, Deputy Resident Representative, United Nations Development Programme, Bangladesh
১১. জনাব আশেকুর রহমান, সহকারী আবাসিক প্রতিনিধি (Democratic Governance), জাতিসংঘ উন্নয়ন কর্মসূচি, বাংলাদেশ।
১২. জনাব সালেহীন তানভীর গাজী, পরিচালক (উপসচিব), পরিবীক্ষণ ও মূল্যায়ন সেক্টর-৩, আইএমইডি, পরিকল্পনা মন্ত্রণালয়।
১৩. জনাব মোঃ মোস্তাফিজুর রহমান, উপপ্রধান, আর্থ-সামাজিক উইং, কার্যক্রম বিভাগ, পরিকল্পনা মন্ত্রণালয়।
১৪. জনাব মোহাম্মদ আশরাফুল আলম, উপসচিব, পরিকল্পনা-২ শাখা, মহিলা ও শিশু বিষয়ক মন্ত্রণালয়।
১৫. জনাব এ কে এম মিজানুর রহমান, উপসচিব, প্রশাসন-১ ও বাজেট শাখা, স্থানীয় সরকার বিভাগ।
১৬. জনাব পলি কর, সিনিয়র সহকারী সচিব, পরিকল্পনা-২ শাখা, স্থানীয় সরকার বিভাগ।
১৭. জনাব কাজল চ্যাটার্জি, জাতীয় প্রকল্প ব্যবস্থাপক, স্বপ্ন প্রকল্প, ইউএনডিপি, বাংলাদেশ।

Certificate Of Completion

Envelope Id: 0C99331BCF264051B07D4F93C083F487

Status: Sent

Subject: URGENT DocuSign: SWAPNO AWP-2022 -1st Revision.pdf

Source Envelope:

Document Pages: 80

Signatures: 6

Envelope Originator:

Certificate Pages: 5

Initials: 0

Kazi Nasreen Nahar

AutoNav: Enabled

One United Nations Plaza

Enveloped Stamping: Enabled

New York, NY 10017

Time Zone: (UTC-08:00) Pacific Time (US & Canada)

kazi.nahar@undp.org

IP Address: 119.30.39.203

Record Tracking

Status: Original

Holder: Kazi Nasreen Nahar

Location: DocuSign

1/17/2022 2:20:09 AM

kazi.nahar@undp.org

Signer Events

Kazi Nasreen Nahar

kazi.nahar@undp.org

Programme Associate

UNDP Bangladesh

Security Level: Email, Account Authentication
(None)**Signature**DocuSigned by:
Kazi Nasreen Nahar
0564567292AA491...Signature Adoption: Pre-selected Style
Using IP Address: 119.30.39.203**Timestamp**

Sent: 1/17/2022 2:35:32 AM

Viewed: 1/17/2022 2:44:36 AM

Signed: 1/17/2022 5:13:47 AM

Electronic Record and Signature Disclosure:


Not Offered via DocuSign

Prasenjit Chakma

prasenjit.chakma@undp.org

Assistant Resident Representative, RIG Cluster

UNDP Headquarters

Security Level: Email, Account Authentication
(None)DocuSigned by:

03E9A14C1B4D4E3...Signature Adoption: Uploaded Signature Image
Using IP Address: 103.216.56.21
Signed using mobile

Sent: 1/17/2022 5:13:49 AM

Viewed: 1/17/2022 7:27:18 AM

Signed: 1/17/2022 7:28:01 AM

Electronic Record and Signature Disclosure:

Accepted: 8/19/2020 9:06:47 PM

ID: bac9833e-9703-4652-ace6-3143b9a46327

Khondker Pervez Ahmed

khondker.ahmed@undp.org

Partnerships and Resource Mobilization Associate

UNDP Bangladesh

Security Level: Email, Account Authentication
(None)

Sent: 1/17/2022 7:28:04 AM

Viewed: 1/18/2022 5:11:22 AM

Electronic Record and Signature Disclosure:

Not Offered via DocuSign

Sarder M Asaduzzaman

sarder.asaduzzaman@undp.org

Security Level: Email, Account Authentication
(None)**Electronic Record and Signature Disclosure:**

Not Offered via DocuSign

Van Nguyen

nguyen.thi.ngoc.van@undp.org

Security Level: Email, Account Authentication
(None)**Electronic Record and Signature Disclosure:**

Not Offered via DocuSign

In Person Signer Events	Signature	Timestamp
Editor Delivery Events	Status	Timestamp
Agent Delivery Events	Status	Timestamp
Intermediary Delivery Events	Status	Timestamp
Certified Delivery Events	Status	Timestamp
Carbon Copy Events	Status	Timestamp
Witness Events	Signature	Timestamp
Notary Events	Signature	Timestamp
Envelope Summary Events	Status	Timestamps
Envelope Sent	Hashed/Encrypted	1/17/2022 2:35:32 AM
Payment Events	Status	Timestamps
Electronic Record and Signature Disclosure		

ELECTRONIC RECORD AND SIGNATURE DISCLOSURE

From time to time, United Nations Development Program (we, us or Company) may be required by law to provide to you certain written notices or disclosures. Described below are the terms and conditions for providing to you such notices and disclosures electronically through the DocuSign system. Please read the information below carefully and thoroughly, and if you can access this information electronically to your satisfaction and agree to this Electronic Record and Signature Disclosure (ERSD), please confirm your agreement by selecting the check-box next to 'I agree to use electronic records and signatures' before clicking 'CONTINUE' within the DocuSign system.

Getting paper copies

At any time, you may request from us a paper copy of any record provided or made available electronically to you by us. You will have the ability to download and print documents we send to you through the DocuSign system during and immediately after the signing session and, if you elect to create a DocuSign account, you may access the documents for a limited period of time (usually 30 days) after such documents are first sent to you. After such time, if you wish for us to send you paper copies of any such documents from our office to you, you will be charged a \$0.00 per-page fee. You may request delivery of such paper copies from us by following the procedure described below.

Withdrawing your consent

If you decide to receive notices and disclosures from us electronically, you may at any time change your mind and tell us that thereafter you want to receive required notices and disclosures only in paper format. How you must inform us of your decision to receive future notices and disclosure in paper format and withdraw your consent to receive notices and disclosures electronically is described below.

Consequences of changing your mind

If you elect to receive required notices and disclosures only in paper format, it will slow the speed at which we can complete certain steps in transactions with you and delivering services to you because we will need first to send the required notices or disclosures to you in paper format, and then wait until we receive back from you your acknowledgment of your receipt of such paper notices or disclosures. Further, you will no longer be able to use the DocuSign system to receive required notices and consents electronically from us or to sign electronically documents from us.

All notices and disclosures will be sent to you electronically

Unless you tell us otherwise in accordance with the procedures described herein, we will provide electronically to you through the DocuSign system all required notices, disclosures, authorizations, acknowledgements, and other documents that are required to be provided or made available to you during the course of our relationship with you. To reduce the chance of you inadvertently not receiving any notice or disclosure, we prefer to provide all of the required notices and disclosures to you by the same method and to the same address that you have given us. Thus, you can receive all the disclosures and notices electronically or in paper format through the paper mail delivery system. If you do not agree with this process, please let us know as described below. Please also see the paragraph immediately above that describes the consequences of your electing not to receive delivery of the notices and disclosures electronically from us.

How to contact United Nations Development Program:

You may contact us to let us know of your changes as to how we may contact you electronically, to request paper copies of certain information from us, and to withdraw your prior consent to receive notices and disclosures electronically as follows:

To contact us by email send messages to: olivier.simah@undp.org

To advise United Nations Development Program of your new email address

To let us know of a change in your email address where we should send notices and disclosures electronically to you, you must send an email message to us at olivier.simah@undp.org and in the body of such request you must state: your previous email address, your new email address. We do not require any other information from you to change your email address.

If you created a DocuSign account, you may update it with your new email address through your account preferences.

To request paper copies from United Nations Development Program

To request delivery from us of paper copies of the notices and disclosures previously provided by us to you electronically, you must send us an email to olivier.simah@undp.org and in the body of such request you must state your email address, full name, mailing address, and telephone number. We will bill you for any fees at that time, if any.

To withdraw your consent with United Nations Development Program

To inform us that you no longer wish to receive future notices and disclosures in electronic format you may:

- i. decline to sign a document from within your signing session, and on the subsequent page, select the check-box indicating you wish to withdraw your consent, or you may;
- ii. send us an email to olivier.simah@undp.org and in the body of such request you must state your email, full name, mailing address, and telephone number. We do not need any other information from you to withdraw consent.. The consequences of your withdrawing consent for online documents will be that transactions may take a longer time to process..

Required hardware and software

The minimum system requirements for using the DocuSign system may change over time. The current system requirements are found here: <https://support.docusign.com/guides/signer-guide-signing-system-requirements>.

Acknowledging your access and consent to receive and sign documents electronically

To confirm to us that you can access this information electronically, which will be similar to other electronic notices and disclosures that we will provide to you, please confirm that you have read this ERSD, and (i) that you are able to print on paper or electronically save this ERSD for your future reference and access; or (ii) that you are able to email this ERSD to an email address where you will be able to print on paper or save it for your future reference and access. Further, if you consent to receiving notices and disclosures exclusively in electronic format as described herein, then select the check-box next to ‘I agree to use electronic records and signatures’ before clicking ‘CONTINUE’ within the DocuSign system.

By selecting the check-box next to ‘I agree to use electronic records and signatures’, you confirm that:

- You can access and read this Electronic Record and Signature Disclosure; and
- You can print on paper this Electronic Record and Signature Disclosure, or save or send this Electronic Record and Disclosure to a location where you can print it, for future reference and access; and
- Until or unless you notify United Nations Development Program as described above, you consent to receive exclusively through electronic means all notices, disclosures, authorizations, acknowledgements, and other documents that are required to be provided or made available to you by United Nations Development Program during the course of your relationship with United Nations Development Program.


Certificate Of Completion

Envelope Id: 2FE0A9D6D08F4E4E84395A5AC31EDE07	Status: Completed
Subject: Please DocuSign: SWAPNO_AWP-2022_-1st_Revision_.pdf	
Source Envelope:	
Document Pages: 85	Signatures: 8
Certificate Pages: 2	Initials: 0
AutoNav: Enabled	Envelope Originator:
Envelope Stamping: Enabled	Mosle Uddin
Time Zone: (UTC-08:00) Pacific Time (US & Canada)	One United Nations Plaza
	New York, NY 10017
	mosle.uddin@undp.org
	IP Address: 182.16.158.193

Record Tracking

Status: Original	Holder: Mosle Uddin	Location: DocuSign
1/19/2022 2:11:18 AM	mosle.uddin@undp.org	

Signer Events

Signer Events	Signature	Timestamp
Khondker Pervez Ahmed khondker.ahmed@undp.org Partnerships and Resource Mobilization Associate UNDP Bangladesh Security Level: Email, Account Authentication (None)	<p>DocuSigned by:</p>  <p>0B366308F05F4FA...</p> <p>Signature Adoption: Uploaded Signature Image Using IP Address: 203.202.246.146</p>	<p>Sent: 1/19/2022 2:19:39 AM Viewed: 1/19/2022 2:34:54 AM Signed: 1/19/2022 2:35:21 AM</p>

Electronic Record and Signature Disclosure:
Not Offered via DocuSign

Sarder M Asaduzzaman sarder.asaduzzaman@undp.org Head of PMPSU UNDP Headquarters Security Level: Email, Account Authentication (None)	<p>DocuSigned by:</p>  <p>C2499D33D91941B...</p> <p>Signature Adoption: Uploaded Signature Image Using IP Address: 203.202.246.146</p>	<p>Sent: 1/19/2022 2:35:22 AM Viewed: 1/19/2022 2:44:31 AM Signed: 1/19/2022 2:45:05 AM</p>
---	--	---

Electronic Record and Signature Disclosure:
Not Offered via DocuSign

Van Nguyen nguyen.thi.ngoc.van@undp.org Deputy Resident Representative UNDP Headquarters Security Level: Email, Account Authentication (None)	<p>DocuSigned by:</p>  <p>6D879D9AF3DC425...</p> <p>Signature Adoption: Uploaded Signature Image Using IP Address: 203.202.246.146 Signed using mobile</p>	<p>Sent: 1/19/2022 2:45:07 AM Viewed: 1/19/2022 2:51:36 AM Signed: 1/19/2022 2:51:46 AM</p>
---	---	---

Electronic Record and Signature Disclosure:
Not Offered via DocuSign

In Person Signer Events	Signature	Timestamp
Editor Delivery Events	Status	Timestamp
Agent Delivery Events	Status	Timestamp
Intermediary Delivery Events	Status	Timestamp
Certified Delivery Events	Status	Timestamp
Carbon Copy Events	Status	Timestamp

Carbon Copy Events	Status	Timestamp
Mohammad Bijoy mohammad.bijoy@undp.org Finance & Admin Officer United Nations Development Program - Global Security Level: Email, Account Authentication (None)	<div style="border: 2px solid blue; padding: 5px; display: inline-block;">COPIED</div>	Sent: 1/19/2022 2:51:48 AM
Electronic Record and Signature Disclosure: Not Offered via DocuSign		

Witness Events	Signature	Timestamp
----------------	-----------	-----------

Notary Events	Signature	Timestamp
---------------	-----------	-----------

Envelope Summary Events	Status	Timestamps
-------------------------	--------	------------

Envelope Sent	Hashed/Encrypted	1/19/2022 2:19:39 AM
Certified Delivered	Security Checked	1/19/2022 2:51:36 AM
Signing Complete	Security Checked	1/19/2022 2:51:46 AM
Completed	Security Checked	1/19/2022 2:51:48 AM

Payment Events	Status	Timestamps
----------------	--------	------------